



PRODUCT CATALOGUE

Valid from 1ST April 2026

CONTENTS

GO GREEN	4-5
WHY CHOOSE FAKRO	6-7
FAKRO CONNECT / BETTER FIT ACADEMY	8-9
HOW TO CHOOSE A ROOF WINDOW	10
HOW TO CHOOSE A FLASHING KIT	11
ROOF WINDOWS	12-39
CENTRE PIVOT ROOF WINDOWS	12-13
TOP HUNG AND CENTRE PIVOT ROOF WINDOWS preSelect MAX	14-15
Z-WAVE (ELECTRIC) CENTRE PIVOT ROOF WINDOWS	16-17
SOLAR CENTRE PIVOT ROOF WINDOWS	18-19
WIFI CENTRE PIVOT ROOF WINDOWS	20-21
PASSIVE-CERTIFIED & ENERGY EFFICIENT PIVOT ROOF WINDOWS	22-23
HIGH PIVOT ROOF WINDOWS AND DUET ROOF WINDOWS	24-25
BALCONY WINDOWS - GALERIA	26-27
L-SHAPED VERTICAL COMBINATION WINDOWS	28-31
SMOKE VENTILATION WINDOWS	32-33
SIDE-HUNG ESCAPE WINDOWS	34-35
CONSERVATION STYLE WINDOWS	36-37
ROOF ACCESS WINDOWS	38-39
FLASHINGS FOR ROOF WINDOWS	40-45
ACCESSORIES	46-55
EXTERNAL ACCESSORIES	47
INTERNAL ACCESSORIES	48-51
WINDOW ACCESSORIES	52-53
INSTALLATION ACCESSORIES	54-55
FLAT ROOF WINDOW	56-69
FLAT ROOF WINDOWS TYPE F	58-59
FLAT ROOF WINDOWS TYPE G	60-61
FLAT ROOF WINDOWS TYPE Z	62-63
FLAT ROOF WINDOWS TYPE C	64-65
WALK ON FLAT ROOF WINDOWS	66
FLAT ROOF ACCESS	67
SMOKE VENTILATION FLAT ROOF WINDOWS	68
FLAT ROOF ACCESS DOOR	69
ACCESSORIES	70-71
LIGHT TUNNELS	72-73
ROOF WINDOW PERFORMANCE AT A GLANCE	74-75
FLAT ROOF WINDOW PERFORMANCE AT A GLANCE	76-77
OTHER PRODUCTS	78
WINDOW SIZE GUIDE	79



GO GREEN

Everything we do at FAKRO is centred around you and your family's needs. Guided by this philosophy, we are proud to introduce the new generation of **GREENVIEW** roof windows. These windows combine the highest standards of aesthetics and functionality with exceptional energy efficiency and durability, designed to withstand the challenges of a changing climate and ensure safety during severe weather events. **GREENVIEW** is more than just innovation. It is a revolution in quality of life for future generations. Our planet is a precious resource that we must protect with dedication to ensure a sustainable future, not only for ourselves but for those who come after us. Our children deserve to breathe clean air and enjoy a happy, healthy life on Earth.

GREENVIEW windows have been awarded the Carbon Footprint Approved certificate, recognising that they are manufactured in an environmentally and social manner.



Check the conditions for obtaining a certificate




WHY CHOOSE FAKRO?

Our windows offer a perfect combination of style, sustainability, security and long design life. To achieve such high performance involves ongoing product development and improvement to every roof window that we design.

EXCEPTIONAL SECURITY

FAKRO's topSafe system gives confidence and peace of mind that our roof windows offer exceptional burglary resistance with additional reinforcement to prevent the sash from being forced open.



10 year
warranty
for window


10 year
warranty
for glazing unit

∞ Lifetime
glazing unit hail
resistance warranty

2 year
warranty
on all electric
components

10-YEAR WARRANTY

Whether buying natural pine, uPVC or any other style, FAKRO offers a 10-year warranty for all roof windows damage to the glass by hailstones.



TOP QUALITY MATERIALS

The pine we use offers the clearest visual evidence of our roof window quality. Close-grain timber is not only strong and stylish but also sourced from FSC®-certified suppliers.

CUSTOMER SUPPORT

Our friendly and experienced Customer Support, Technical Support, Sales, and Marketing teams are here to assist you. Reach us by phone at 01283 554755 or through live chat on our website. We're ready to help with anything you need!



DEDICATED TO SUSTAINABLE LIVING

From high energy-saving glazing, to recyclability to responsibly sourced pine, sustainability is in our DNA. We ensure that every process, every action and every decision we make is always accompanied by concern for the comfort and well-being of future generations.



WE DON'T JUST DO WHITE

FAKRO roof windows can be manufactured in any RAL colour from the RAL classic palette. That's over 200 colours you can specify for your project!

DON'T JUST TAKE OUR WORD FOR IT...

"I ordered a pitched roof window. Loved how it brightened up the room. So much so, that we ordered a second one. Excellent customer service when I phoned up to repeat my order."

- MT, Homeowner

CERTIFICATES





DEAR INSTALLER


Do you want to be rewarded for fitting FAKRO products?

Do you want to stand out from the competition as a Certified FAKRO Installer?

JOIN OUR REWARDS PROGRAM

We've got the perfect tool for you...

Download the FAKRO CONNECT app.
Scan FAKRO products.
Earn rewards.



BECOME A CERTIFIED INSTALLER

- ✓ Attend one of our expert-led training sessions and gain official FAKRO certification in less than 4 hours.
- ✓ Get listed on our installer lead-generation map and start receiving customer job leads directly from us.



BETTER FIT
ACADEMY



HOW TO CHOOSE A ROOF WINDOW

1 FIND OUT YOUR ROOF PITCH



DID YOU KNOW?

The glass area should be at least 15-20% of the total floor area for maximum results.

It is important to understand what pitch your roof is. This will determine which window and flashing kit is most appropriate for your project. If you're not sure what your roof pitch is, we would suggest contacting your builder.

2 CHOOSE YOUR STYLE



Depending on your roof pitch, you may decide a pitched roof window or a flat roof window is the best option. For a pitched roof, you may want our best-selling centre pivot roof window and as for a flat roof, the domed option might be a preference.

3 CHOOSE YOUR FINISH



We offer 4 standard internal finishes; these are Natural Pine, White Acrylic, White Polyurethane and White uPVC. Natural Pine and White Acrylic are our most popular but if you are installing the window into a kitchen or bathroom, the White Polyurethane and White uPVC are designed to withstand high humidity.

4 DO YOU LIVE IN A CONSERVATION AREA?




We offer conservation windows that are suitable for properties in a conservation area. If you are unsure, and your builder and/or architect isn't sure either, your local planning authority will advise.

5 MANUAL OR ELECTRIC?




Electric roof windows are perfect for those hard to reach places – equipped with a rain sensor that automatically closes as soon as it begins to rain.

6 CHOOSE YOUR GLAZING



FAKRO can supply specialist glazing for any project. The most popular glazings are:
P2 - Double glazed, toughened outer pane
P5 - Triple glazed, anti-burglary
U6 - Triple glazed, high energy-efficient
U8 - Quadruple glazed, Passivhaus certified

HOW TO CHOOSE A FLASHING KIT













Depths explained

V - Standard depth flashing kit

J - Recessed flashing kit (-3cm)

STANDARD FLASHING

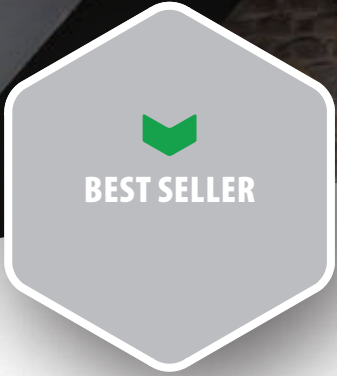
Type of roofing material	Roof pitch	Fitting depth	Flashing
 <p>Roof coverings such as: - roofing felt - bitumen - flat sheet metal Suitable for roof coverings up to 10mm(2x5mm)</p>	+ 15° – 90°	V(0)	= ES 
	+ 20° – 90°	J (-3 cm)	
 <p>Roof coverings such as: - bitumen - slate Suitable for roof coverings up to 0mm(2x5mm)</p>	+ 15° – 90°	V(0)	= EL 
	+ 20° – 90°	J (-3 cm)	
 <p>Plain Tile roof coverings non-interlocking (Peg Tiles) Suitable for roof coverings up to 36mm(2x18mm)</p>	+ 25° – 90°	V(0) J (-3 cm)	= EP 
 <p>Profiled roof coverings such as: - roof tiles - corrugated metal sheeting Suitable for roof coverings up to 45mm</p>	+ 20° – 90°	J (-3 cm)	= EZ 
 <p>High profile roof coverings such as: - roof tiles - corrugated metal sheets Suitable for roof coverings up to 90mm</p>	+ 15° – 90°	V(0)	= EH 

LOW PITCH FLASHINGS

Type of roofing material	Roof pitch	Flashing
 <p>Roof coverings such as: - roofing felt - bitumen - corrugated metal sheeting Suitable for roof coverings up to 10mm</p>	+ 10° – 75°	= E_A 
 <p>Profiled roof coverings such as: - roof tiles - corrugated metal sheeting Suitable for roof coverings up to 45mm</p>	+ 10° – 75°	
 <p>High profile roof coverings such as: - roof tiles - corrugated metal sheeting Suitable for roof coverings up to 90mm</p>	+ 10° – 75°	

OTHER FLASHINGS

Type of roofing material	Roof pitch	Fitting depth	Flashing
 <p>High profile roof coverings such as: - roof tiles - corrugated metal sheeting Suitable for roof coverings up to 90mm</p>	+ 15° – 90°	V(0)	= EH_-AT Thermo 
 <p>Roof coverings such as: - flat sheet metal - standing seam zinc etc</p>	+ 15° – 90°	V(0)	= EE 
	+ 20° – 90°	J (-3 cm)	
 <p>Roof coverings such as: - prefabricated standing seam</p>	+ 15° – 90°	V(0)	= EB 
	+ 20° – 90°	J (-3 cm)	



CENTRE PIVOT ROOF WINDOWS



- Our most popular range of windows with a wide range of accessories.



- Easy cleaning as the centre pivot sash rotates 180 degrees.



- Increased safety due to the topSafe system.



- Handle at the bottom for easy operation.



- Available in any external RAL colour.



- 10-year warranty on all roof windows.



- Suitable for roof pitches between 15 and 90 degrees.

GLAZING EXPLAINED



P2 - Double glazed, toughened outer pane
U-Value of window 1.3



P5 - Triple glazed, anti-burglary
U-Value of window 0.97 (uPVC 1.0)

PTP-V



WHITE uPVC

- Highly efficient air inlet V35
- Reinforced steel core for high-performance
- Ideal for high-humidity rooms such as bathrooms, kitchens and utilities
- Also available in Golden Oak, Pine and Anthracite internal finishes

FTW-V



WHITE ACRYLIC

- Automatic air ventilation V40P
- Knot-free high quality pine wood
- Double coated wood with white eco-friendly lacquer

FTU-V



WHITE POLYURETHANE




- Automatic air ventilation V40P
- Knot-free high quality pine wood
- Designed for humid rooms such as bathrooms and kitchens

FTP-V





NATURAL PINE

- Automatic air ventilation V40P
- Knot-free high quality pine wood
- Double coated wood with eco-friendly lacquer

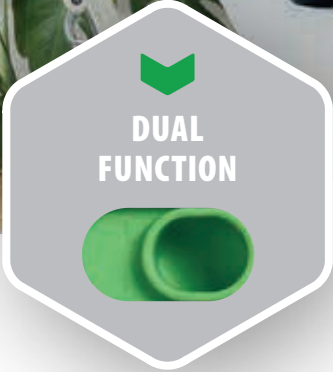
Get rewarded for installing this!

windows external dimensions (cm)	55x78	55x98	55x118	66x98	66x118	78x98	78x118	78x140	78x160	94x118	94x140	114x118	114x140	134x98	94x160
effective glazing area [m ²]	0.21	0.29	0.37	0.38	0.47	0.47	0.59	0.72	0.82	0.75	0.92	0.95	1.16	0.92	0.75
size symbol	01	02	16	03	04	05	06	07	13	08	09	10	11	12	80

	WHITE uPVC															
	PTP-V P2 Window with safety double glazed unit. Toughened outer pane. Laminated, class P2A inner pane. U-value of window 1.3 W/m ² K															
	£354	£372	£392	£386	£433	£406	£460	£510	£569	£519	£594	£611	£596	£585	£585	
	PTP-V P5 Window with anti-burglary triple glazed unit. Toughened outer pane. Laminated, class P2A inner pane. U-value of window 1.0 W/m ² K															
		£608	£640	£719	£744	£704	£680	£733	£829	-	£973	£874	-	-	-	-
	WHITE ACRYLIC															
	FTW-V P2 Window with safety double glazed unit. Toughened outer pane. Laminated, class P2A inner pane. U-value of window 1.3 W/m ² K															
	£354	£374	£390	£398	£436	£407	£460	£509	£590	£552	£594	£610	£647	£585	£662	
	FTW-V P5 Window with anti-burglary triple glazed unit. Toughened outer pane. Laminated, class P2A inner pane. U-value of window 0.97W/m ² K															
		£576	£597	£612	£625	£658	£643	£680	£770	£924	£783	£821	£847	£911	£821	£1 001
	WHITE POLYURETHANE															
	FTU-V P2 Window with safety double glazed unit. Toughened outer pane. Laminated, class P2A inner pane. U-value of window 1.3 W/m ² K															
	£443	£468	£496	£498	£544	£509	£574	£635	£736	£635	£742	£762	£808	£732	£836	
	FTU-V P5 Window with anti-burglary triple glazed unit. Toughened outer pane. Laminated, class P2A inner pane. U-value of window 0.97W/m ² K															
		£655	£692	£721	£742	£806	£752	£850	£939	£1 099	£989	£1 097	£1 128	£1 071	£1 083	£1 091
	NATURAL PINE															
	FTP-V P2 Window with safety double glazed unit. Toughened outer pane. Laminated, class P2A inner pane. U-value of window 1.3 W/m ² K															
	£354	£374	£390	£398	£436	£407	£460	£509	£590	£552	£594	£610	£647	£585	£662	
	FTP-V P5 Window with anti-burglary triple glazed unit. Toughened outer pane. Laminated, class P2A inner pane. U-value of window 0.97W/m ² K															
		£564	£589	£610	£642	£665	£629	£695	£783	£937	£847	£862	£882	£937	£851	£1 078

CONSERVATION STYLE AVAILABLE. TURN TO PAGE 35.
ELECTRIC (Z-WAVE) AVAILABLE. TURN TO PAGE 14.
BLINDS AND ACCESSORIES AVAILABLE. TURN TO PAGE 46.



TOP HUNG AND CENTRE PIVOT ROOF WINDOWS preSelect MAX



- Dual function roof window can be opened in top hung mode or centre pivot giving you greater spread of natural light but also easy cleaning.



- preSelect MAX can be opened in any position from 0-45.



- Increased safety due to the topSafe system.



- Handle at the bottom for easy operation.



- Available in any external RAL colour.



- 10-year warranty on all roof windows.



- Suitable for roof pitches between 15 and 55 degrees.

GLAZING EXPLAINED



P2 - Double glazed, toughened outer pane
U-Value of window 1.3



P5 - Triple glazed, anti-burglary
U-Value of window 0.97 (uPVC 1.1)

PPP-V preSelect MAX



FPW-V preSelect MAX



FPU-V preSelect MAX



FPP-V preSelect MAX



WHITE uPVC

- Highly efficient air inlet V35
- Reinforced steel core for high-performance
- Ideal for high-humidity rooms such as bathrooms, kitchens and utilities
- Also available in Golden Oak, Pine and Anthracite internal finishes

WHITE ACRYLIC




- Automatic air ventilation V40P
- Knot-free high quality pine wood
- Double coated wood with white eco-friendly lacquer

WHITE POLYURETHANE



- Automatic air ventilation V40P
- Knot-free high quality pine wood
- Designed for humid rooms such as bathrooms and kitchens

NATURAL PINE

- Automatic air ventilation V40P
- Knot-free high quality pine wood
- Double coated wood with eco-friendly lacquer

Get rewarded for installing this!

windows external dimensions [cm]	55x78	55x98	55x118	66x98	66x118	78x98	78x118	78x140	78x160	94x118	94x140	114x118	114x140	134x98	94x160
effective glazing area [m ²]	0.21	0.29	0.37	0.38	0.47	0.47	0.59	0.72	0.82	0.75	0.92	0.95	1.16	0.92	0.75
size symbol	01	02	16	03	04	05	06	07	13	08	09	10	11	12	80

	WHITE uPVC															
	PPP-V P2 preSelect MAX	Window with safety double glazed unit. Toughened outer pane. Laminated, class P2A inner pane. U-value of window 1.3 W/m ² K														
	-	£747	£754	£754	£835	£835	£879	£929	£924	£929	£996	£996	£1 051	£918	£1 045	
	WHITE ACRYLIC															
	FPW-V P2 preSelect MAX	Window with safety double glazed unit. Toughened outer pane. Laminated, class P2A inner pane. U-value of window 1.3 W/m ² K														
	-	£622	£586	£628	£650	£657	£704	£762	£879	£785	£832	£890	£957	£920	£927	
	WHITE POLYURETHANE															
	FPU-V P2 preSelect MAX	Window with safety double glazed unit. Toughened outer pane. Laminated, class P2A inner pane. U-value of window 1.3 W/m ² K														
	-	£691	£697	£728	£746	£762	£810	£856	£1 009	£892	£949	£961	£1 047	£1 050	£1 070	
	NATURAL PINE															
	FPP-V P2 preSelect MAX	Window with safety double glazed unit. Toughened outer pane. Laminated, class P2A inner pane. U-value of window 1.3 W/m ² K														
	-	£622	£586	£628	£650	£657	£704	£741	£879	£785	£832	£892	£896	£920	£927	
	WHITE POLYURETHANE															
	FPU-V P5 preSelect MAX	Window with anti-burglary triple glazed unit. Toughened outer pane. Laminated, class P2A inner pane. U-value of window 0.97 W/m ² K														
	-	£885	£1 114	£917	£917	£960	£1 030	£1 073	£1 642	£1 136	£1 092	£1 642	£1 700	-	£1 583	
	NATURAL PINE															
	FPP-V P5 preSelect MAX	Window with anti-burglary triple glazed unit. Toughened outer pane. Laminated, class P2A inner pane. U-value of window 0.97W/m ² K														
	-	£808	£1 055	£900	£827	£827	£874	£935	£1 548	£968	£1 046	£1 466	£1 617	£1 548	£1 701	

CONSERVATION STYLE AVAILABLE. TURN TO PAGE 36.
BLINDS AND ACCESSORIES AVAILABLE. TURN TO PAGE 46.



Z-WAVE (ELECTRIC) CENTRE PIVOT ROOF WINDOWS



- Our most popular range of windows with Z-Wave (electric) control. Remote control (ZRH12) included.



- Open and close your windows at the touch of a button. Z-Wave windows also come with a rain sensor, as standard, so they shut automatically at the first drop of rain.



- Easy cleaning as the centre pivot sash rotates 180 degrees.



- Increased safety due to the topSafe system.



- Available in any external RAL colour.



- 10-year warranty on all roof windows.



- 2-year warranty on all electric components.



- Suitable for roof pitches between 15 and 90 degrees.

GLAZING EXPLAINED




P2 - Double glazed, toughened outer pane
U-Value of window 1.3



P5 - Triple glazed, anti-burglary
U-Value of window 0.97 (uPVC1.1)

PTP-V Z-Wave



WHITE uPVC

- Highly efficient air inlet V35
- Reinforced steel core for high-performance
- Ideal for high-humidity rooms such as bathrooms, kitchens and utilities
- Also available in Golden Oak, Pine and Anthracite internal finishes

FTW-V Z-Wave



WHITE ACRYLIC

- Automatic air ventilation V40P
- Knot-free high quality pine wood
- Double coated wood with white eco-friendly lacquer

FTU-V Z-Wave



WHITE POLYURETHANE

- Automatic air ventilation V40P
- Knot-free high quality pine wood
- Designed for humid rooms such as bathrooms and kitchens

FTP-V Z-Wave



NATURAL PINE

- Automatic air ventilation V40P
- Knot-free high quality pine wood
- Double coated wood with eco-friendly lacquer

CONTROL UNITS



£138

ZRW7 - wall switch



£165

ZWK1 - single-channel keyboard



£131

ZRH12 - remote control



£226

ZRS24 - remote control

Get rewarded for installing this!

windows external dimensions [cm]	55x78	55x98	55x118	66x98	66x118	78x98	78x118	78x140	78x160	94x118	94x140	114x118	114x140	134x98	94x160
effective glazing area [m ²]	0.21	0.29	0.37	0.38	0.47	0.47	0.59	0.72	0.82	0.75	0.92	0.95	1.16	0.92	0.75
size symbol	01	02	16	03	04	05	06	07	13	08	09	10	11	12	80

	PTP-V Z-Wave P2 Window with safety double glazed unit. Toughened outer pane. Laminated, class P2A inner pane. U-value of window 1.3 W/m ² K															
	£838	£857	£870	£877	£890	£890	£923	£982	£1 034	£988	£1 217	£1 237	£1 263	£1 224	£1 338	
WHITE uPVC																
	PTP-V Z-Wave P5 Window with anti-burglary triple glazed unit. Toughened outer pane. Laminated, class P2A inner pane. U-value of window 1.1 W/m ² K															
	£1 126	£1 153	£1 171	£1 180	£1 225	£1 225	£1 279	-	-	-	-	-	-	-	-	
WHITE ACRYLIC																
	FTW-V Z-Wave P2 Window with safety double glazed unit. Toughened outer pane. Laminated, class P2A inner pane. U-value of window 1.3 W/m ² K															
	£725	£743	£758	£779	£799	£774	£822	£866	£1 051	£945	£945	£961	£997	£937	£997	
	FTW-V Z-Wave P5 Window with anti-burglary triple glazed unit. Toughened outer pane. Laminated, class P2A inner pane. U-value of window 0.97W/m ² K															
	£939	£958	£972	£987	£1 014	£988	£1 036	£1 081	£1 235	£1 122	£1 160	£1 161	£1 214	£1 286	-	
WHITE POLYURETHANE																
	FTU-V Z-Wave P2 Window with safety double glazed unit. Toughened outer pane. Laminated, class P2A inner pane. U-value of window 1.3 W/m ² K															
	£806	£829	£848	£869	£899	£866	£927	£984	£1 086	£1 009	£1 081	£1 100	£1 099	£1 072	£1 152	
	FTU-V Z-Wave P5 Window with anti-burglary triple glazed unit. Toughened outer pane. Laminated, class P2A inner pane. U-value of window 0.97W/m ² K															
	£993	£1 027	£1 053	£1 068	£1 129	£1 081	£1 170	£1 251	£1 394	£1 242	£1 394	£1 422	£1 452	£1 381	-	
NATURAL PINE																
	FTP-V Z-Wave P2 Window with safety double glazed unit. Toughened outer pane. Laminated, class P2A inner pane. U-value of window 1.3 W/m ² K															
	£725	£743	£758	£779	£799	£774	£822	£866	£1 051	£945	£945	£961	£997	£937	£997	
	FTP-V Z-Wave P5 Window with anti-burglary triple glazed unit. Toughened outer pane. Laminated, class P2A inner pane. U-value of window 0.97W/m ² K															
	£939	£958	£972	£987	£1 014	£988	£1 036	£1 081	£1 045	£1 122	£1 160	-	-	-	-	

CONSERVATION STYLE AVAILABLE. TURN TO PAGE 36.
BLINDS AND ACCESSORIES AVAILABLE. TURN TO PAGE 46.



SOLAR-POWERED CENTRE PIVOT ROOF WINDOWS



- Our most popular range of roof windows with Solar control. Remote control (ZRH12) included.



- No need to wire into the mains with our Solar roof windows. Fitted with a solar panel on the outside, to generate the power to open.



- Easy cleaning as the centre pivot sash rotates 180 degrees.



- Increased safety due to the topSafe system.



- Available in any external RAL colour.



- 10-year warranty on all roof windows.



- 2-year warranty on all electric components.



- Suitable for roof pitches between 15 and 90 degrees.

GLAZING EXPLAINED



P2 - Double glazed, toughened outer pane
U-Value of window 1.3



P5 - Triple glazed, anti-burglary
U-Value of window 0.97

FTP-V Solar



NATURAL PINE

- Automatic air ventilation V40P
- Knot-free high quality pine wood
- Double coated wood with eco-friendly lacquer

FTW-V Solar



WHITE ACRYLIC

- Automatic air ventilation V40P
- Knot-free high quality pine wood
- Double coated wood with white eco-friendly lacquer

FTU-V Solar



WHITE POLYURETHANE

- Automatic air ventilation V40P
- Knot-free high quality pine wood
- Designed for humid rooms such as bathrooms and kitchens

CONTROL UNITS



£138

ZRW7 - wall switch and other Z-wave accessories available



£165

ZWK1 - single-channel keyboard allows to control one electric Z-Wave device



£131

ZRH12 - Designed for all FAKRO Z-Wave devices, also in the Solar version.



£226

ZRS24 - remote control which allows to configure and operate all devices integrated within the Z-Wave network (up to 231 devices)



Get rewarded for installing this!



windows external dimensions [cm]	55x78	55x98	55x118	66x98	66x118	78x98	78x118	78x140	78x160	94x118	94x140	114x118	114x140	134x98	94x160
effective glazing area [m ²]	0.21	0.29	0.37	0.38	0.47	0.47	0.59	0.72	0.82	0.75	0.92	0.95	1.16	0.92	0.75
size symbol	01	02	16	03	04	05	06	07	13	08	09	10	11	12	80

NATURAL PINE

FTP-V Solar P2 Window with safety double glazed unit. Toughened outer pane. Laminated, class P2A inner pane. U-value of window 1.3 W/m²K

£743 £767 £801 £813 £836 £842 £900 £918 £1 034 £941 £958 £958 £1 005 £976 -

FTP-V Solar P5 Window with anti-burglary triple glazed unit. Toughened outer pane. Laminated, class P2A inner pane. U-value of window 0.97W/m²K

£946 £965 £978 £976 £1 018 £993 £1 039 £1 082 £1 189 £1 098 - - - - -

WHITE ACRYLIC

FTW-V Solar P2 Window with safety double glazed unit. Toughened outer pane. Laminated, class P2A inner pane. U-value of window 1.3 W/m²K

£743 £767 £801 £813 £836 £842 £900 £918 £1 034 £941 £958 £958 £1 005 £976 £1 004

FTW-V Solar P5 Window with anti-burglary triple glazed unit. Toughened outer pane. Laminated, class P2A inner pane. U-value of window 0.97W/m²K

£947 £964 £979 £975 £1 019 £993 £1 039 £1 081 - £1 098 - - - - -

WHITE POLYURETHANE

FTU-V Solar P2 Window with safety double glazed unit. Toughened outer pane. Laminated, class P2A inner pane. U-value of window 1.3 W/m²K

£790 £813 £859 £871 £883 £894 £952 £981 £1 045 £993 £1 028 £1 028 £1 063 £1 028 £1 065

FTU-V Solar P5 Window with anti-burglary triple glazed unit. Toughened outer pane. Laminated, class P2A inner pane. U-value of window 0.97W/m²K

£984 £1 003 £1 017 £1 037 £1 073 £1 049 £1 081 £1 171 - £1 201 - - - - -

CONSERVATION STYLE AVAILABLE. PLEASE ENQUIRE.
BLINDS AND ACCESSORIES AVAILABLE. TURN TO PAGE 46.



WIFI CENTRE PIVOT ROOF WINDOWS



● Easily connects to home automation systems, for example, Alexa and Google Home.



● Can be controlled via smart phones with a compatible app. Dedicated remote control (ZTP) sold separately.



● Easy cleaning as the centre pivot sash rotates 180 degrees.



● Increased safety due to the topSafe system.



● Available in any external RAL colour.



● 10-year warranty on all roof windows.



● 2-year warranty on all electric components.



● Suitable for roof pitches between 15 and 90 degrees.

GLAZING EXPLAINED



P2 - Double glazed, toughened outer pane
U-Value of window 1.3



P5 - Triple glazed, anti-burglary
U-Value of window 0.97

FTP-V WiFi



NATURAL PINE

- Automatic air ventilation V40P
- Knot-free high quality pine wood
- Double coated wood with eco-friendly lacquer

FTW-V WiFi



WHITE ACRYLIC

- Automatic air ventilation V40P
- Knot-free high quality pine wood
- Double coated wood with white eco-friendly lacquer

FTU-V WiFi



WHITE POLYURETHANE

- Automatic air ventilation V40P
- Knot-free high quality pine wood
- Designed for humid rooms such as bathrooms and kitchens

WiFi CONTROL ELEMENTS



£35

ZTP3 - 3-channel remote control for controlling Tuya WiFi devices



£85

ZTG - allows the window to be controlled from a phone using the FAKROSmart, Tuya or Smartlife applications



-

ZTN230 - Transform a manual roof window to a electrically opening roof window, controlled via a smartphone using the Tuya Wi-Fi system



Get rewarded for installing this!




windows external dimensions [cm]	55x78	55x98	55x118	66x98	66x118	78x98	78x118	78x140	78x160	94x118	94x140	114x118	114x140	134x98	94x160
effective glazing area [m ²]	0.21	0.29	0.37	0.38	0.47	0.47	0.59	0.72	0.82	0.75	0.92	0.95	1.16	0.92	0.75
size symbol	01	02	16	03	04	05	06	07	13	08	09	10	11	12	80

NATURAL PINE	FTP-V WiFi P2 Window with safety double glazed unit. Toughened outer pane. Laminated, class P2A inner pane. U-value of window 1.3 W/m ² K															
	£851	£885	£925	£936	£959	£970	£1 038	£1 055	£1 132	£1 083	£1 106	£1 117	£1 163	£1 134	£1 180	
WHITE ACRYLIC	FTP-V WiFi P5 Window with anti-burglary triple glazed unit. Toughened outer pane. Laminated, class P2A inner pane. U-value of window 0.97W/m ² K															
	£1 064	£1 106	£1 156	£1 170	£1 198	£1 212	£1 298	£1 319	-	£1 354	£1 383	-	-	-	-	
WHITE POLYURETHANE	FTW-V WiFi P2 Window with safety double glazed unit. Toughened outer pane. Laminated, class P2A inner pane. U-value of window 1.3 W/m ² K															
	£851	£885	£925	£936	£959	£970	£1 038	£1 055	£1 183	£1 083	£1 106	£1 117	£1 163	£1 134	£1 180	
WHITE POLYURETHANE	FTW-V WiFi P5 Window with anti-burglary triple glazed unit. Toughened outer pane. Laminated, class P2A inner pane. U-value of window 0.97W/m ² K															
	£1 064	£1 106	£1 156	£1 170	£1 198	£1 212	£1 298	£1 319	-	£1 354	-	-	-	-	-	
WHITE POLYURETHANE	FTU-V WiFi P2 Window with safety double glazed unit. Toughened outer pane. Laminated, class P2A inner pane. U-value of window 1.3 W/m ² K															
	£936	£973	£1 017	£1 030	£1 054	£1 067	£1 142	£1 161	£1 305	£1 192	£1 217	£1 229	£1 279	£1 248	£1 305	
WHITE POLYURETHANE	FTU-V WiFi P5 Window with anti-burglary triple glazed unit. Toughened outer pane. Laminated, class P2A inner pane. U-value of window 0.97W/m ² K															
	£1 170	£1 217	£1 271	£1 287	£1 318	£1 334	£1 427	£1 451	£1 435	£1 490	-	-	-	-	-	

CONSERVATION STYLE AVAILABLE. PLEASE ENQUIRE.
BLINDS AND ACCESSORIES AVAILABLE. TURN TO PAGE 46.




**SAVE MONEY
ON UTILITY BILLS**

PASSIVE-CERTIFIED & ENERGY-EFFICIENT ROOF WINDOWS



● Specialist triple and quadruple glazing to keep your home warmer and save you money on utility bills.



● Easy cleaning as the centre pivot sash rotates 180 degrees.



● Increased safety due to the topSafe system.



● Handle at the bottom for easy operation.



● Available in any external RAL colour.



● 10-year warranty on all roof windows.



● Suitable for roof pitches between 15 and 70 degrees.

GLAZING EXPLAINED



U6 - Triple glazed, energy-efficient
U-Value of window 0.80



U8 - Quadruple glazed, highly energy-efficient
U-Value of window 0.58 (with thermo flashing)

FTT



NATURAL PINE

- Knot-free high quality pine wood
- Double coated wood with eco-friendly lacquer

FTT/W



WHITE ACRYLIC

- Knot-free high quality pine wood
- Double coated wood with white eco-friendly lacquer

FTT/U



WHITE POLYURETHANE

- Knot-free high quality pine wood
- Designed for humid rooms such as bathrooms and kitchens



Windows FTT U8 Thermo designed for passive house buildings, Passive House certified

windows external dimensions [cm]	55x78	55x98	55x118	66x98	66x118	78x98	78x118	78x140	78x160	94x118	94x140	114x118	114x140	134x98	94x160
effective glazing area [m ²]	0.21	0.29	0.37	0.38	0.47	0.47	0.59	0.72	0.82	0.75	0.92	0.95	1.16	0.92	0.75
size symbol	01	02	16	03	04	05	06	07	13	08	09	10	11	12	80






NATURAL PINE	FTT U8 Thermo* Window with Passive quadruple glazed unit. U-value of window 0.58 W/m ² K when installed with Thermo flashing	-	£1 480	£1 554	£1 575	£1 652	£1 664	£1 851	£2 047	£2 380	£2 132	£2 199	£2 219	£2 493	£2 261	£2 698
	FTT U6 Window with highly-energy efficient triple glazed unit. Laminated, class P2A inner pane. U-value of window 0.8 W/m ² K	£825	£847	£885	£885	£938	£938	£1 062	£1 174	£1 362	£1 228	£1 262	£1 268	£1 418	£1 341	£1 547
WHITE ACRYLIC	FTT/W U8 Thermo* Window with Passive quadruple glazed unit. U-value of window 0.58 W/m ² K when installed with Thermo flashing	-	£1 512	£1 588	£1 606	£1 686	£1 699	£1 888	£2 089	£2 430	£2 177	£2 243	£2 262	£2 542	£2 300	£2 750
	FTT/W U6 Window with highly-energy efficient triple glazed unit. Laminated, class P2A inner pane. U-value of window 0.8 W/m ² K	-	£847	£885	£885	£938	£938	£1 062	£1 174	£1 362	£1 228	£1 262	£1 268	£1 418	£1 341	£1 547
WHITE POLYURETHANE	FTT/U U8 Thermo* Window with Passive quadruple glazed unit. U-value of window 0.58 W/m ² K when installed with Thermo flashing	-	£1 571	£1 659	£1 668	£1 759	£1 768	£1 968	£2 180	£2 521	£2 272	£2 346	£2 371	£2 646	£2 405	£2 862
	FTT/U U6 Window with highly-energy efficient triple glazed unit. Laminated, class P2A inner pane. U-value of window 0.8 W/m ² K	-	£929	£970	£970	£1 027	£1 027	£1 168	£1 287	£1 497	£1 346	£1 385	£1 394	£1 576	£1 426	£1 703
NATURAL PINE	FPT U6 Top hung preSelect MAX window with highly energy-efficient triple glazed unit. U-value of window 0.82 W/m ² K	-	£879	£938	£945	£972	£961	£1 055	£1 137	£1 219	£1 135	£1 243	£1 254	£1 407	-	£1 348




* PRICE INCLUDES THERMO FLASHING & XDK INSULATING SET
 CONSERVATION STYLE AVAILABLE. TURN TO PAGE 36.
 BLINDS AND ACCESSORIES AVAILABLE. TURN TO PAGE 46.
 FRAME EXTENSION IS REQUIRED WITH THE FTT U8 IF FITTING A Z-WAVE BLIND.
 Z-WAVE (ELECTRIC) VERSIONS AVAILABLE.






**LARGE AND
FUNCTIONAL**

HIGH PIVOT AND DUET ROOF WINDOWS

-  ● High pivot roof windows give greater headroom within the space.
-  ● With a larger window and glazing area, the Duet style provides more daylight into the room.
-  ● Easy cleaning as the centre pivot sash rotates 160 degrees.
-  ● Increased safety due to the topSafe system.
-  ● Handle at the bottom for easy operation.

-  ● Available in any external RAL colour.
-  ● 10-year warranty on all roof windows.
-  ● FY_V P2 - Suitable for roof pitches between 20 and 65 degrees
FY_V P5 - Suitable for roof pitches between 45 and 65 degrees
FDY-V P2 - Suitable for roof pitches between 25 and 65 degrees

GLAZING EXPLAINED

-  **P2 - Double glazed**, toughened outer pane
U-Value of window 1.3
-  **P5 - Triple glazed**, anti-burglary
U-Value of window 0.97

FYP-V proSky
FDY-V Duet proSky



NATURAL PINE

- Automatic air ventilation V40P
- Knot-free high quality pine wood
- Double coated wood with eco-friendly lacquer

FYW-V proSky



WHITE ACRYLIC

- Automatic air ventilation V40P
- Knot-free high quality pine wood
- Double coated wood with white eco-friendly lacquer

FYU-V proSky
FDY-V/U Duet proSky



WHITE POLYURETHANE

- Automatic air ventilation V40P
- Knot-free high quality pine wood
- Designed for humid rooms such as bathrooms and kitchens

windows external dimensions [cm]	78x160	78x180	78x206	94x160	94x180	94x206
effective glazing area [m ²]	0.85	0.92	1.19	1.07	1.22	1.46
size symbol	13	40	42	80	41	43

NATURAL PINE	FYP-V P2 proSky Window with safety double glazed unit. Toughened outer pane. Laminated, class P2A inner pane. U-value of window 1.3 W/m ² K	£900	£983	£1 080	£1 020	£1 111	£1 204
	FYP-V P5 proSky Window with anti-burglary triple glazed unit. Toughened outer pane. Laminated, class P2A inner pane. U-value of window 0.97W/m ² K	£1 347	£1 484	£1 608	-	£1 684	-

WHITE ACRYLIC	FYW-V P2 proSky Window with safety double glazed unit. Toughened outer pane. Laminated, class P2A inner pane. U-value of window 1.3 W/m ² K	£996	£1 103	£1 192	£1 116	£1 254	£1 376
	FYW-V P5 proSky Window with anti-burglary triple glazed unit. Toughened outer pane. Laminated, class P2A inner pane. U-value of window 0.97W/m ² K	£1 407	£1 592	£1 746	-	£1 807	-

WHITE POLYURETHANE	FYU-V P2 proSky Window with safety double glazed unit. Toughened outer pane. Laminated, class P2A inner pane. U-value of window 1.3 W/m ² K	£1 027	£1 116	£1 215	£1 154	£1 293	£1 415
	FYU-V P5 proSky Window with anti-burglary triple glazed unit. Toughened outer pane. Laminated, class P2A inner pane. U-value of window 0.97W/m ² K	£1 456	£1 623	£1 777	-	£1 835	-

windows external dimensions [cm]	78x206	78x235	78x255	94x206	94x235	94x255
top sash dimensions	78x160	78x160	78x160	94x160	94x160	94x160
bottom sash dimensions	78x50	78x78	78x98	94x50	94x78	94x98
size symbol	CB	CC	CD	DB	DC	DD

NATURAL PINE	FDY-V P2 Duet proSky Window with safety double glazed unit. Toughened outer pane. Laminated, class P2A inner pane. U-value of window 1.3 W/m ² K	£1 268	£1 473	£1 538	£1 365	£1 569	£1 637
	FDY-V/U P2 Duet proSky Window with safety double glazed unit. Toughened outer pane. Laminated, class P2A inner pane. U-value of window 1.3 W/m ² K	£1 421	£1 653	£1 713	£1 500	£1 728	£1 805

CONSERVATION STYLE AVAILABLE. TURN TO PAGE 37.
BLINDS AND ACCESSORIES AVAILABLE. TURN TO PAGE 46.



ENHANCE
YOUR SPACE

BALCONY WINDOWS - GALERIA



- Get the effect of a balcony at the fraction of the cost!



- An innovative, large roof window with two opening sashes - creating more space and a balcony-effect.



- Easy cleaning as the centre pivot sash rotates 180 degrees.



- Increased safety due to the topSafe system.



- Available in any external RAL colour.



- 10-year warranty on all roof windows.



- Suitable for roof pitches between 35-55 degrees for P2 glazing.



- Suitable for roof pitches between 40 and 55 degrees for P5 glazing

GLAZING EXPLAINED



P2 - Double glazed, toughened outer pane
U-Value of window 1.5



P5 - Triple glazed, anti-burglary
U-Value of window 0.97 (uPVC 1.1)

FGH-V Galeria



NATURAL PINE

- Automatic air ventilation V40P
- Knot-free high quality pine wood
- Double coated wood with eco-friendly lacquer

FGH-V/W Galeria



WHITE ACRYLIC

- Automatic air ventilation V40P
- Knot-free high quality pine wood
- Double coated wood with white eco-friendly lacquer

FGH-V/U Galeria



WHITE POLYURETHANE

- Automatic air ventilation V40P
- Knot-free high quality pine wood
- Designed for humid rooms such as bathrooms and kitchens



- Barriers when closed are concealed under the window flashing elements , so they do not collect dirt or spoil aesthetics of the roof.
- Balcony windows are made to order as they must match your roof pitch & can only be installed 35-55 degrees.
- Combining FGH-V balcony window with other FAKRO windows, e.g. FDY-V is possible with a combination flashing - price on request

windows external dimensions [cm]	78x255	94x255	114x255
effective glazing area [m ²]			
top sash dimensions	78x160	94x160	114x160
bottom sash dimensions	78x98	94x98	114x98
size symbol	CD	DD	ED






MATERIAL	FGH-V P2 Galeria Window with safety double glazed unit. Toughened outer pane. Laminated, class P2A inner pane. U-value of window 1.5 W/m ² K		
	£3 350	£3 350	£3 569
NATURAL PINE	FGH-V P5 Galeria Window with anti-burglary triple glazed unit. Toughened outer pane. Laminated, class P2A inner pane. U-value of window 1.1W/m ² K		
	£4 018	£4 018	-
WHITE ACRYLIC	FGH-V/W P2 Galeria Window with safety double glazed unit. Toughened outer pane. Laminated, class P2A inner pane. U-value of window 1.5 W/m ² K		
	£3 550	£3 550	£3 933
WHITE POLYURETHANE	FGH-V/W P5 Galeria Window with anti-burglary triple glazed unit. Toughened outer pane. Laminated, class P2A inner pane. U-value of window 1.1W/m ² K		
	£4 022	£4 022	-
WHITE POLYURETHANE	FGH-V/U P2 Galeria Window with safety double glazed unit. Toughened outer pane. Laminated, class P2A inner pane. U-value of window 1.5 W/m ² K		
	£3 566	£3 565	£4 223
WHITE POLYURETHANE	FGH-V/U P5 Galeria Window with anti-burglary triple glazed unit. Toughened outer pane. Laminated, class P2A inner pane. U-value of window 1.1W/m ² K		
	£4 217	£4 217	-




FLASHING KIT INCLUDED IN THE PRICE.
 CONSERVATION STYLE AVAILABLE. PLEASE ENQUIRE.
 BLINDS AND ACCESSORIES AVAILABLE. PLEASE ENQUIRE.





**ENHANCED
FIELD OF VIEW**


NATURAL PINE L-SHAPED VERTICAL COMBINATION WINDOWS

- 
 ● L-shaped windows are designed to be installed where the roof meets a vertical wall.
- 
 ● Vastly increases the amount of light entering the room.
- 
 ● Vertical window and pitched roof window are ordered separately.
- 
 ● Increased safety due to the topSafe system.
- 
 ● As standard they are equipped with multi-point lock fittings and with P2 or P5 safety glazing.

- 
 ● Available in any external RAL colour.
- 
 ● 10-year warranty on all roof windows.
- 
 ● Suitable for roof pitches between 15 and 55 degrees.

GLAZING EXPLAINED


P2 - Double glazed, toughened outer pane
 U-Value of window 1.3


P5 - Triple glazed, anti-burglary
 U-Value of window 0.88 (uPVC 1.1)

BD_



NATURAL PINE

- Knot-free high quality pine wood
- Double coated wood with eco-friendly lacquer
- Can be opened in tilt and turn.
- Choose left or right opening.

BVP



NATURAL PINE

- Knot-free high quality pine wood
- Double coated wood with eco-friendly lacquer
- In tilt opening function.

BXP



NATURAL PINE

- Knot-free high quality pine wood
- Double coated wood with eco-friendly lacquer
- Non-opening.



Special L-shaped flashings available on page 42 (EU_)

windows external dimensions [cm]	78x60	78x75	78x95	78x115	78x137	94x75	94x95	114x75	114x95
effective glazing area [m ²]	0.25	0.33	0.45	0.57	0.71	0.42	0.58	0.53	0.73
size symbol	33	81	82	83	84	85	86	89	90

BDL P2, BDR P2 Windows with safety double glazed unit. Toughened outer pane. Laminated, class P2A inner pane. U-value of window 1.3 W/m²K

£718 £795 £862 £960 £1 061 £851 £945 - £1 022

BVP P2 Windows with safety double glazed unit. Toughened outer pane. Laminated, class P2A inner pane. U-value of window 1.3 W/m²K

£480 £504 £534 £601 £661 £562 £595 £597 £619

BXP P2 Windows with safety double glazed unit. Toughened outer pane. Laminated, class P2A inner pane. U-value of window 1.3 W/m²K

£420 £438 £456 £509 £551 £473 £497 £574 £635

BDL P5, BDR P5 Window with anti-burglary triple glazed unit. Toughened outer pane. Laminated, class P2A inner pane. U-value of window 0.88W/m²K

£1 017 £1 104 £1 206 £1 334 £1 471 £1 194 £1 321 - £1 420

BVP P5 Window with anti-burglary triple glazed unit. Toughened outer pane. Laminated, class P2A inner pane. U-value of window 0.88W/m²K

£803 £843 £884 £1 007 £1 088 £939 £979 £993 £1 020

BXP P5 Window with anti-burglary triple glazed unit. Toughened outer pane. Laminated, class P2A inner pane. U-value of window 0.88W/m²K

£743 £779 £808 £908 £988 £851 £894 £980 £1 053

CONSERVATION STYLE AVAILABLE. TURN TO PAGE 37.
BLINDS AND ACCESSORIES AVAILABLE. PLEASE ENQUIRE.

NATURAL PINE



ENHANCED
FIELD OF VIEW

WHITE L-SHAPED VERTICAL COMBINATION WINDOWS



● L-shaped windows are designed to be installed where the roof meets a vertical wall.



● Vastly increases the amount of light entering the room.



● Vertical window and pitched roof window are ordered separately.



● Increased safety due to the topSafe system.



● As standard they are equipped with multi-point lock fittings and with P2 or P5 safety glazing.



● Available in any external RAL colour.



● 10-year warranty on all roof windows.



● Suitable for roof pitches between 15 and 55 degrees.

GLAZING EXPLAINED



P2 - Double glazed, toughened outer pane
U-Value of window 1.3



P5 - Triple glazed, anti-burglary
U-Value of window 0.88 (uPVC 1.1)

**BD_/W, BVW,
BXW**



**BD_/U, BVU,
BXU**



Special L-shaped flashings available on page 42 (EU_)

WHITE ACRYLIC

- Knot-free high quality pine wood
- Double coated wood with white eco-friendly lacquer
- Choose left or right opening with BD_ windows.

WHITE POLYURETHANE

- Knot-free high quality pine wood
- Designed for humid rooms such as bathrooms and kitchens

windows external dimensions [cm]	78x60	78x75	78x95	78x115	78x137	94x75	94x95	114x75	114x95
effective glazing area [m ²]	0.25	0.33	0.45	0.57	0.71	0.42	0.58	0.53	0.73
size symbol	33	81	82	83	84	85	86	89	90

WHITE ACRYLIC

BDL/W P2, BDR/W P2 Windows with safety double glazed unit. Toughened outer pane. Laminated, class P2A inner pane. U-value of window 1.3 W/m²K

£740 £813 £884 £987 £1 084 £866 £961 – £1 036

BVW P2 Windows with safety double glazed unit. Toughened outer pane. Laminated, class P2A inner pane. U-value of window 1.3 W/m²K

£593 £608 £642 £718 £788 £674 £710 £710 £732

BXW P2 Windows with safety double glazed unit. Toughened outer pane. Laminated, class P2A inner pane. U-value of window 1.3 W/m²K

£476 £498 £520 £585 £628 £542 £560 £649 £715

BDL/W P5, BDR/W P5 Window with anti-burglary triple glazed unit. Toughened outer pane. Laminated, class P2A inner pane. U-value of window 0.88W/m²K

£1 015 – £1 187 £1 342 £1 462 £1 187 £1 294 – –

BVW P5 Window with anti-burglary triple glazed unit. Toughened outer pane. Laminated, class P2A inner pane. U-value of window 0.88W/m²K

£909 £945 £1 010 £1 126 £1 241 £1 053 £1 126 £1 111 £1 155

BXW P5 Window with anti-burglary triple glazed unit. Toughened outer pane. Laminated, class P2A inner pane. U-value of window 0.88W/m²K

£794 £836 £881 £982 £1 067 £909 £954 £1 053 £1 126

WHITE POLYURETHANE

BDL/U P2, BDR/U P2 Windows with safety double glazed unit. Toughened outer pane. Laminated, class P2A inner pane. U-value of window 1.3 W/m²K

£814 £858 £902 £1 035 £1 146 £917 £1 058 – £1 104

BVU P2 Windows with safety double glazed unit. Toughened outer pane. Laminated, class P2A inner pane. U-value of window 1.3 W/m²K

£588 £619 £655 £739 £813 £691 £732 £732 £757

BXU P2 Windows with safety double glazed unit. Toughened outer pane. Laminated, class P2A inner pane. U-value of window 1.3 W/m²K

£513 £533 £558 £622 £679 £577 £608 £696 £769

BDL/U P5, BDR/U P5 Window with anti-burglary triple glazed unit. Toughened outer pane. Laminated, class P2A inner pane. U-value of window 0.88 W/m²K

£1 083 £1 127 £1 192 £1 434 £1 571 £1 270 £1 407 – £1 414

BVU P5 Window with anti-burglary triple glazed unit. Toughened outer pane. Laminated, class P2A inner pane. U-value of window 0.88 W/m²K

£923 £980 £1 038 £1 168 £1 283 £1 082 £1 155 £1 155 £1 184

BXU P5 Window with anti-burglary triple glazed unit. Toughened outer pane. Laminated, class P2A inner pane. U-value of window 0.88 W/m²K

£799 £841 £850 £982 £1 072 £911 £967 £1 051 £1 136

CONSERVATION STYLE AVAILABLE. TURN TO PAGE 37.
BLINDS AND ACCESSORIES AVAILABLE. PLEASE ENQUIRE.




**EVACUATE
HEAT AND SMOKE**

SMOKE VENTILATION WINDOWS



● Intended to evacuate heat and smoke from inside the building during fire.



● Factory equipped with an electric actuator (24V) which when connected to the control system opens and closes the window.



● Fitted with a chain actuator to open the sash to 90 degrees in relation to the frame.



● Meets UK building regs and are fully tested and certified to EN 12101-2:2003.



● All kits are supplied for onsite installation and commissioning by others.



● Available in any external RAL colour.



● 5-year warranty on all roof windows.



● 2-year warranty on all electric components.



● Suitable for roof pitches between 15 and 90 degrees.

GLAZING EXPLAINED



P2 - Double glazed, toughened outer pane
U-Value of window 1.3

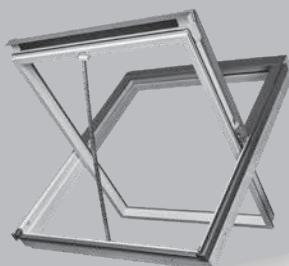
FSR



NATURAL PINE

- Knot-free high quality pine wood
- Double coated wood with eco-friendly lacquer

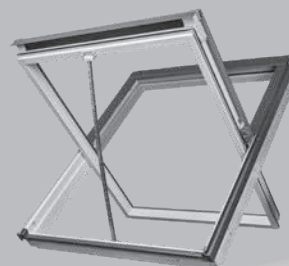
FSR/W



WHITE ACRYLIC

- Knot-free high quality pine wood
- Double coated wood with white eco-friendly lacquer

FSR/U



WHITE POLYURETHANE

- Knot-free high quality pine wood
- Designed for humid rooms such as bathrooms and kitchens



Comes supplied as a kit with all electrics and flashings included.

- DEFAK029 consists of the following:
- 12V 3.2 amp Battery Backup Pack
- DEFAK021 (Smoke Vent Break Glass RT45)
- DEFAK022 (Smoke Detector)

Please advise flashing kit type required at time of order

windows external dimensions [cm]	78x140	94x140	114x118	134x140
effective ventilation area [m ²]	0,93	1,14	1,17	1,68
effective glazing area [m ²]	0,72	0,92	0,95	1,4
size symbol	2x07	09	10	17

NATURAL PINE	FSR P2 Double glazed, natural pine unit with full electrics pack and flashing kit. Laminated, class P2A inner pane.	£3 745	£2 538	£2 354	£2 393
	FSR P2 +EFW Double glazed, natural pine unit with full electrics pack and flat roof system for flat roof. Laminated, class P2A inner pane.	-	£2 815	£2 815	£3 026
WHITE ACRYLIC	FSR/W P2 Double glazed, white unit with full electrics pack and flashing kit. Laminated, class P2A inner pane.	£3 872	£2 624	£2 434	£2 473
	FSR/W P2 +EFW Double glazed, white unit with full electrics pack and flat roof system for flat roof. Laminated, class P2A inner pane.	-	£2 897	£2 897	-
WHITE POLYURETHANE	FSR/U P2 Double glazed, polyurethane unit with full electrics pack and flashing kit. Laminated, class P2A inner pane.	£3 965	£2 687	£2 493	£2 533
	FSR/U P2 +EFW Double glazed, polyurethane unit with full electrics pack and flat roof system for flat roof. Laminated, class P2A inner pane.	-	£3 026	£3 026	£3 253

SIZE 78X140 CONTAINS 2 ROOF WINDOWS IN ORDER TO MEET BUILDING REGULATIONS.
CONSERVATION STYLE AVAILABLE. PLEASE ENQUIRE.



SIDE-HUNG ESCAPE WINDOWS



- The FWP escape window is side-hung and therefore side-opening. Once unlocked, the sash can be opened to 90°.



- The gas piston fitted in the top part of the window facilitates opening and stabilises the sash.



- Universal design allows installation with any opening side (right or left).



- Handle positioned in the middle of the sash allows opening and microopening.



- Available in any external RAL colour.



- 10-year warranty on all roof windows.



- Suitable for roof pitches between 15 and 55 degrees.

GLAZING EXPLAINED



- **P2 - Double glazed**, toughened outer pane
U-Value of wooden windows 1.3 (uPVC 1.4)



- **P5 - Triple glazed**, anti-burglary
U-Value of wooden window 1.0


PWP



WHITE uPVC

- Reinforced steel core for high-performance
- Ideal for high-humidity rooms such as bathrooms, kitchens and utilities
- Also available in Golden Oak, Pine and Anthracite internal finishes

FWW



WHITE ACRYLIC

- Knot-free high quality pine wood
- Double coated wood with white eco-friendly lacquer


FWU



WHITE POLYURETHANE

- Knot-free high quality pine wood
- Designed for humid rooms such as bathrooms and kitchens

FWP



NATURAL PINE

- Knot-free high quality pine wood
- Double coated wood with eco-friendly lacquer

windows external dimensions [cm]	55x98*	66x78	66x98	66x118	78x118
effective glazing area [m ²]	0.29	0.28	0.38	0.47	0.59
size symbol	02	22	03	04	06

	55x98*	66x78	66x98	66x118	78x118
WHITE uPVC	PWP P2 Windows with safety double glazed unit. Toughened outer pane. Laminated, class P2A inner pane. U-value of window 1.4 W/m ² K				
	£673	£673	£673	£702	–
WHITE ACRYLIC	FWW P2 Windows with safety double glazed unit. Toughened outer pane. Laminated, class P2A inner pane. U-value of window 1.3 W/m ² K				
	£702	£702	£737	£795	£989
	FWW P5 Window with anti-burglary triple glazed unit. Toughened outer pane. Laminated, class P2A inner pane. U-value of window 1.0W/m ² K				
	£971	£960	£1 012	£1 093	£1 200
WHITE POLYURETHANE	FWU P2 Windows with safety double glazed unit. Toughened outer pane. Laminated, class P2A inner pane. U-value of window 1.3 W/m ² K				
	£702	£684	£743	£796	£865
	FWU P5 Window with anti-burglary triple glazed unit. Toughened outer pane. Laminated, class P2A inner pane. U-value of window 1.0W/m ² K				
	£971	£960	£1 012	£1 093	£1 200
NATURAL PINE	FWP P2 Windows with safety double glazed unit. Toughened outer pane. Laminated, class P2A inner pane. U-value of window 1.3 W/m ² K				
	£585	£585	£614	£663	£824
	FWP P5 Window with anti-burglary triple glazed unit. Toughened outer pane. Laminated, class P2A inner pane. U-value of window 1.0W/m ² K				
	£900	£893	£942	£1 014	£1 101

CONSERVATION STYLE AVAILABLE. TURN TO PAGE 37.
 BLINDS AND ACCESSORIES AVAILABLE. TURN TO PAGE 46.
 * 55x98CM DOES NOT MEET MEANS OF ESCAPE REQUIREMENTS



CONSERVATION STYLE WINDOWS

- FAKRO conservation roof windows are designed for historic or listed buildings. Their characteristic feature is a black vertical mullion bar in the middle of the glazing, cladding and flashing (colour RAL 9005) which suits traditional construction.
- By using FAKRO conservation roof windows we can keep the unique, historic character of the building from the outside and create a comfortable and modern interior. They feature all advantages of standard FAKRO roof windows.
- They are available in standard sizes in the following versions;
 - centre pivot windows
 - top hung and centre pivot windows
 - roof access windows
 - side hung escape windows can be manufactured in bespoke sizes.



WHITE uPVC

- Reinforced steel core for high-performance
- Ideal for high-humidity rooms such as bathrooms, kitchens and utilities



WHITE ACRYLIC

- Knot-free high quality pine wood
- Double coated wood with white eco-friendly lacquer



WHITE POLYURETHANE

- Knot-free high quality pine wood
- Designed for humid rooms such as bathrooms and kitchens



NATURAL PINE

- Knot-free high quality pine wood
- Double coated wood with eco-friendly lacquer

windows external dimensions [cm]	55x78	55x98	55x118	66x98	66x118	78x98	78x118	78x140	78x160	94x118	94x140	114x118	114x140	134x98	94x160
effective glazing area [m ²]	0.21	0.29	0.37	0.38	0.47	0.47	0.59	0.72	0.82	0.75	0.92	0.95	1.16	0.92	0.75
size symbol	01	02	16	03	04	05	06	07	13	08	09	10	11	12	80

	01	02	16	03	04	05	06	07	13	08	09	10	11	12	80	
WHITE uPVC	PTP-V/C P2 Window with safety double glazed unit. Toughened outer pane. Laminated inner pane. U-value of window 1.3 W/m ² K															
	£505	£544	£552	£567	£585	£585	£646	£743	£836	£750	£787	£829	£911	£836	£994	
WHITE ACRYLIC	FTW-V/C P2 Window with safety double glazed unit. Toughened outer pane. Laminated, class P2A inner pane. U-value of window 1.3 W/m ² K															
	£490	£527	£533	£561	£581	£587	£659	£713	£810	£733	£756	£779	£851	£865	£914	
	FTW-V/C P5 Window with anti-burglary triple glazed unit. Toughened outer pane. Laminated, class P2A inner pane. U-value of window 0.97W/m ² K															
	£746	£790	£844	£847	£893	£895	£998	£1 130	-	£1 148	£1 197	£1 197	£1 353	£1 220	-	
WHITE POLYURETHANE	FTU-V/C P2 Window with safety double glazed unit. Toughened outer pane. Laminated inner pane. U-value of window 1.3 W/m ² K															
	£606	£657	£697	£697	£707	£717	£786	£911	£1 020	£935	£974	£1 005	£1 065	£985	£1 180	
	FTU-V/C P5 Window with anti-burglary triple glazed unit. Toughened outer pane. Laminated, class P2A inner pane. U-value of window 0.97W/m ² K															
	£869	£947	£981	£992	£1 015	£1 046	£1 146	£1 322	-	£1 345	£1 407	£1 450	£1 552	£1 419	-	
NATURAL PINE	FTP-V/C P2 Window with safety double glazed unit. Toughened outer pane. Laminated, class P2A inner pane. U-value of window 1.3 W/m ² K															
	£482	£517	£524	£551	£571	£577	£646	£701	£797	£721	£744	£767	£835	£850	£899	
	FTP-V/C P5 Window with anti-burglary triple glazed unit. Toughened outer pane. Laminated, class P2A inner pane. U-value of window 0.97W/m ² K															
	£798	£861	£904	£907	£956	£959	£1 069	£1 209	-	£1 229	£1 281	£1 328	£1 450	£1 306	-	
NATURAL PINE	FTT/C U6 Window with highly-energy efficient triple glazed unit. U-value of window 0.8 W/m ² K															
	-	£1 007	£1 048	£1 048	£1 113	£1 124	£1 262	£1 388	£1 616	£1 455	£1 496	£1 508	£1 698	£1 540	£1 827	
WHITE ACRYLIC	FPW-V/C P2 MAX Window with safety double glazed unit. Toughened outer pane. Laminated, class P2A inner pane. U-value of window 1.3 W/m ² K															
	-	£936	£950	£953	£1 003	£971	£1 051	£1 101	£1 312	£1 159	£1 249	£1 249	£1 367	£1 277	£1 170	
NATURAL PINE	FPP-V/C P2 MAX Window with safety double glazed unit. Toughened outer pane. Laminated, class P2A inner pane. U-value of window 1.3 W/m ² K															
	-	£936	£950	£953	£1 003	£971	£1 051	£1 101	£1 312	£1 159	£1 249	£1 249	£1 367	£1 277	£1 170	
WHITE POLYUR.	FPU-V/C P2 MAX Window with safety double glazed unit. Toughened outer pane. Laminated, class P2A inner pane. U-value of window 1.3 W/m ² K															
	-	£1 013	£900	£1 021	£1 047	£1 047	£1 095	£1 172	£1 462	£1 208	£1 301	£1 310	£1 430	£1 336	-	

BLINDS AND ACCESSORIES AVAILABLE. TURN TO PAGE 46.



ROOF ACCESS WINDOWS

- Roof access windows provide fast, safe and easy access to the roof for conservation and required maintenance work.
- Designed solely for uninhabited lofts with the interior temperature similar to the outdoor temperature.
- Roof access windows come with an integrated flashing compatible with most type roofs.

GLAZING EXPLAINED

- Single and double glazed units available.

WG_



- Access roof light has a top hung design and the sash opens outwards
 - WGT - single glazed - 4H
 - WGI - double glazed with gas spring - 3H-8-3

WLI



- Access roof light opens to the side, equipped with glazing 4H-8-4H
- it can be installed in left or right opening version
- it comes complete with a turn limiter to hold the sash stable

dimensions [cm]	46x55	46x61	46x75
WGT Single glazed, toughened unit.			
	£140	–	£153
WGI Double glazed, toughened unit. U-value 3.1			
	£168	£225	£180
WGI/C Double glazed, conservation style, toughened unit. U-value 3.1			
	£221	£270	£238

dimensions [cm]	54x83	54x98	86x87
WLI Single glazed, toughened unit. U-value 3.1			
	£261	£287	£300
WLI/C Double glazed, conservation style, toughened unit. U-value 3.1			
	332	349	400



KEEP YOUR
ROOF WINDOWS
WATERTIGHT


FLASHINGS FOR ROOF WINDOWS

- Flashings are essential for a tight connection of roof windows with roofing material.
- They ensure a durable, weatherproof and tidy fit with good drainage away from the window.
- Variety of standard roof window flashings, as well as a number of specialist sets including angle-changing, recessed, combination and conservation.

Standard flashings allow window to be installed in the most popular types of roofing materials:



EL_
for nautral and 'manufactured, non-interlocking slates up to 10mm thick



ES_
for flat roof coverings up to 5mm thickness



EP_
for plain tiles up to 16mm thick



EZ_
for profiled roof coverings up to 45mm depth



EH_
for deeply profiled roof coverings up to 90mm depth



EBV-V
for panel metal sheeting such as standing seam roof

dimensions [cm] size symbol	55x78 01	55x98 02	55x118 16	66x98 03	66x118 04	78x98 05	78x118 06	78x140 07	78x160 13	94x118 08	94x140 09	114x118 10	114x140 11	134x98 12	94x160 80
--------------------------------	-------------	-------------	--------------	-------------	--------------	-------------	--------------	--------------	--------------	--------------	--------------	---------------	---------------	--------------	--------------

EZJ-A recessed syle for interlocking tiles up to 45mm, suitable for 15° to 90°

£119	£123	£132	£142	£141	£141	£146	£153	£184	£150	£172	£171	£182	£183	£187
------	------	------	------	------	------	------	------	------	------	------	------	------	------	------

ELV for non-interlocking slate up to 10mm, suitable for 15° to 90°

£85	£90	£102	£102	£105	£105	£107	£107	£139	£110	£117	£125	£128	£131	£133
-----	-----	------	------	------	------	------	------	------	------	------	------	------	------	------

ELJ recessed style for non-interlocking slate up to 10mm, suitable for 20° to 90°

£119	£123	£132	£142	£141	£141	£146	£153	£184	£150	£172	£171	£182	£183	£187
------	------	------	------	------	------	------	------	------	------	------	------	------	------	------

EPV for non-interlocking plain tiles up to 16mm, suitable for 25° to 90°

£85	£90	£102	£102	£105	£105	£107	£107	£139	£110	£117	£125	£128	£131	£133
-----	-----	------	------	------	------	------	------	------	------	------	------	------	------	------

EPJ resessed style for non-interlocking plain tiles up to 16mm, suitable for 25° to 90°

£119	£123	£132	£142	£141	£141	£146	£153	£184	£150	£172	£171	£182	£183	£187
------	------	------	------	------	------	------	------	------	------	------	------	------	------	------

EHV-A for interlocking tiles up to 90mm, suitable for 15° to 90°

£95	£103	£108	£108	£113	£113	£118	£118	£135	£120	£125	£131	£135	£137	£139
-----	------	------	------	------	------	------	------	------	------	------	------	------	------	------

EBV for standing seam roof, suitable for 15° to 90°

£130	£136	£139	£141	£158	£158	£162	£164	£189	£167	£170	£175	£189	£181	£192
------	------	------	------	------	------	------	------	------	------	------	------	------	------	------

THERMO FLASHINGS

dimensions [cm]	55x78	55x98	55x118	66x98	66x118	78x98	78x118	78x140	78x160	94x118	94x140	114x118	114x140	134x98	94x160
size symbol	01	02	16	03	04	05	06	07	13	08	09	10	11	12	80

ELV-T Thermo for non-interlocking slate up to 10mm, suitable for 15° to 90°

£152	£171	£180	£180	£183	£183	£192	£205	£232	£211	£223	£223	£232	£223	£262
------	------	------	------	------	------	------	------	------	------	------	------	------	------	------

EPV-T Thermo for non-interlocking plain tiles up to 16mm

£138	£152	£162	£162	£165	£165	£173	£179	£203	£188	£193	£197	£203	£211	£235
------	------	------	------	------	------	------	------	------	------	------	------	------	------	------

EHV-AT Thermo for interlocking tiles up to 90mm, suitable for 15° to 90°

£132	£146	£154	£154	£157	£157	£165	£171	£193	£179	£185	£188	£193	£189	£224
------	------	------	------	------	------	------	------	------	------	------	------	------	------	------

LOW PITCHED FLASHINGS

dimensions [cm]	55x78	55x98	55x118	66x98	66x118	78x98	78x118	78x140	78x160	94x118	94x140	114x118	114x140	134x98	94x160
size symbol	01	02	16	03	04	05	06	07	13	08	09	10	11	12	80

EZA, ESA, EHA for low pitch roofs - lifts window out of the roofline by 10 degrees, suitable for 10° to 75°

£365	£377	£397	£397	£417	£414	£432	£451	£535	£461	£491	£491	£535	£491	£558
------	------	------	------	------	------	------	------	------	------	------	------	------	------	------

EKB & Kingspan Kit a set of profiles covering the sides of the frame

£84	£95	£103	£95	£103	£95	£103	£111	£113	£103	£111	£103	£111	£95	£113
-----	-----	------	-----	------	-----	------	------	------	------	------	------	------	-----	------

PROSKY FLASHINGS

dimensions [cm]	78x160	78x180	78x206	94x160	94x180	94x206
size symbol	13	40	42	80	41	43

ELV for non-interlocking tiles up to 10mm, suitable for 15° to 90°

£139	£146	£180	£133	£175	£188
------	------	------	------	------	------

EPV for non-interlocking plain tiles up to 16mm, suitable for 25° to 90°

£139	£146	£180	£133	£175	£188
------	------	------	------	------	------

EHV-A for interlocking tiles up to 90mm, suitable for 15° to 90°

£135	£162	£184	£139	£187	£219
------	------	------	------	------	------

DUET PROSKY FLASHINGS

dimensions [cm]	78x206	78x235	78x255	94x206	94x235	94x255
size symbol	CB	CC	CD	DB	DC	DD

ELV for non-interlocking tiles up to 10mm, suitable for 15° to 90°

£178	£196	£200	£200	£221	£238
------	------	------	------	------	------

EPV for plain tiles up to 16mm, suitable for 25° to 90°

£178	£196	£200	£200	£221	£238
------	------	------	------	------	------

EHV-A for interlocking tiles up to 90mm, suitable for 15° to 90°

£193	£210	£212	£219	£242	£264
------	------	------	------	------	------

L-SHAPED COMBINATION FLASHINGS

dimensions [cm]	78x98	78x118	78x140	94x118	94x140	114x118	114x140	134x98
size symbol	05	06	07	08	09	10	11	12

EUV-L/B for slate, suitable for 15° to 90°

£246	£259	£279	£273	£276	£276	£288	£285
------	------	------	------	------	------	------	------

EUV/B for tiles, suitable for 15° to 90°

£250	£264	£276	£271	£276	£276	£289	£281
------	------	------	------	------	------	------	------

CONSERVATION FLASHINGS

dimensions [cm] size symbol	55x78 01	55x98 02	55x118 16	66x98 03	66x118 04	78x98 05	78x118 06	78x140 07	78x160 13	94x118 08	94x140 09	114x118 10	114x140 11	134x98 12	94x160 80
--------------------------------	-------------	-------------	--------------	-------------	--------------	-------------	--------------	--------------	--------------	--------------	--------------	---------------	---------------	--------------	--------------

EZJ-A/C recessed style for interlocking tiles up to 45mm, suitable for 15° to 90°

£155	£168	£177	£177	£187	£187	£189	£189	£229	£205	£214	£223	£229	£239	£248
------	------	------	------	------	------	------	------	------	------	------	------	------	------	------

ELV/C for non-interlocking slate up to 10mm, suitable for 15° to 90°

£109	£118	£130	£130	£133	£133	£136	£136	£165	£141	£150	£158	£165	£162	£173
------	------	------	------	------	------	------	------	------	------	------	------	------	------	------

ELJ/C recessed style for non-interlocking slate up to 10mm, suitable for 20° to 90°

£155	£168	£177	£177	£187	£187	£189	£189	£229	£205	£214	£223	£229	£239	£248
------	------	------	------	------	------	------	------	------	------	------	------	------	------	------

EPV/C for non-interlocking plain tiles up to 16mm, suitable for 25° to 90°

£109	£118	£130	£130	£133	£133	£136	£136	£165	£141	£150	£158	£165	£162	£173
------	------	------	------	------	------	------	------	------	------	------	------	------	------	------

EPJ/C recessed style for non-interlocking plain tiles up to 16mm, suitable for 25° to 90°

£155	£168	£177	£177	£187	£187	£189	£189	£229	£205	£214	£223	£229	£239	£248
------	------	------	------	------	------	------	------	------	------	------	------	------	------	------

EHV-A/C for interlocking tiles up to 90mm, suitable for 15° to 90°

£133	£140	£145	£145	£152	£148	£159	£159	£188	£163	£168	£177	£188	£182	£191
------	------	------	------	------	------	------	------	------	------	------	------	------	------	------

CONSERVATION PROSKY FLASHINGS

dimensions [cm] size symbol	78x160 13	78x180 40	78x206 42	94x160 80	94x180 41	94x206 43
--------------------------------	--------------	--------------	--------------	--------------	--------------	--------------

ELV/C for non-interlocking tiles up to 10mm, suitable for 15° to 90°

£163	£189	£204	£173	£220	£236
------	------	------	------	------	------

EPV/C for non-interlocking plain tiles up to 16mm, suitable for 25° to 90°

£163	£189	£204	£173	£220	£236
------	------	------	------	------	------

EHV-A/C for interlocking tiles up to 90mm, suitable for 15° to 90°

£188	£210	£247	£191	£239	£287
------	------	------	------	------	------

CONSERVATION L-SHAPED COMBINATION FLASHINGS

dimensions [cm] size symbol	78x98 05	78x118 06	78x140 07	94x118 08	94x140 09	114x118 10	114x140 11	134x98 12
--------------------------------	-------------	--------------	--------------	--------------	--------------	---------------	---------------	--------------

EUV-L/B/C for slate, suitable for 15° to 90°

£270	£286	£298	£292	£298	£298	£313	£304
------	------	------	------	------	------	------	------

EUV/B/C for tiles, suitable for 15° to 90°

£281	£303	£324	£320	£327	£327	£342	£337
------	------	------	------	------	------	------	------

FLAT ROOF SYSTEM

Gives the ability to install a pitched roof window on a flat roof.

dimensions [cm] size symbol	55x78 01	55x98 02	55x118 16	66x98 03	66x118 04	78x98 05	78x118 06	78x140 07	78x160 13	94x118 08	94x140 09	114x118 10	114x140 11	134x98 12	94x160 80
--------------------------------	-------------	-------------	--------------	-------------	--------------	-------------	--------------	--------------	--------------	--------------	--------------	---------------	---------------	--------------	--------------

EFW kerb, suitable for 0° to 15°

£388	£423	£429	£431	£436	£458	£520	£527	£596	£536	£540	£559	£579	£591	£588
------	------	------	------	------	------	------	------	------	------	------	------	------	------	------



COMBINATION FLASHINGS

- The combination flashing are ready made flashing systems for joining windows in groups: horizontally, vertically and in a block. The distance between windows joined horizontally and vertically is normally 10cm. There are seven modules in the FAKRO combination system, to cater for any layout you may require. Other gutter channels are available.



B2/1

Horizontal combination



B1/2

Vertical combination



B2/2

Block combination


dimensions [cm] size symbol	55x78 01	55x98 02	55x118 16	66x98 03	66x118 04	78x98 05	78x118 06	78x140 07	78x160 13	94x118 08	94x140 09	114x118 10	114x140 11	134x98 12	94x160 80
2 piece B2/1, B1/2 - ELV, EPV-A	£214	£224	£255	£255	£262	£262	£268	£268	£347	£275	£293	£311	£319	£327	£332
3 piece B3/1, B1/3 - ELV, EPV-A	£320	£336	£382	£382	£394	£394	£401	£401	£521	£413	£440	£467	£478	£490	£498
4 piece B2/2 - ELV, EPV-A	£427	£448	£509	£509	£525	£525	£535	£535	£695	£551	£587	£623	£638	£653	£664
6 piece B3/2, B2/3 - ELV, EPV-A	£641	£671	£764	£764	£787	£787	£803	£803	£1 042	£826	£880	£934	£957	£980	£1 042
2 piece B2/1, B1/2 - EHV-A	£237	£257	£270	£270	£283	£283	£296	£296	£337	£301	£311	£327	£337	£342	£347
3 piece B3/1, B1/3 - EHV-A	£355	£386	£405	£405	£424	£424	£444	£444	£505	£451	£467	£490	£505	£513	£521
4 piece B2/2 - EHV-A	£473	£515	£540	£540	£566	£566	£592	£592	£674	£602	£623	£653	£674	£684	£695
6 piece B3/2, B2/3 - EHV-A	£710	£772	£810	£810	£849	£849	£888	£888	£1 011	£903	£934	£980	£1 011	£1 026	£1 042



ROOF WINDOW ACCESSORIES

- FAKRO roof window accessories combine functional and operational features with attractive designs.
- Internal accessories can put the finishing touches on any roof window. The wide range of blind type, style and colour ensures complete harmony with your chosen decor and helps shape a room's character. They can also protect against heat loss.
- Exterior accessories (awning blinds) effectively protect against excessive heating of the attic on hot summer days.
- Accurate adjustment of accessories to FAKRO roof windows ensures their quick and easy assembly. The original FAKRO accessories are characterised by high quality, innovative solutions and aesthetic appearance.

EXTERNAL ACCESSORIES



Awning blinds **AMZ Komfort**

- Offers up to 8 times more effective protection in comparison with internal blackout blinds
- Effective shading of the room at the same time providing a view to the outside

Also available:

- **AMZ Z-Wave** system, controlled by remote control or wall switch
- **AMZ Solar** controlled by remote control, recommended in places where there is no 230V power supply

External roller shutters **ARZ**

- Effective protection from overheating
- Colour matches the window - RAL 7022
- Shading of the room - the best protection from direct sun rays
- Increased security and the feeling of privacy
- Acoustic protection against external noise
- ARZ-H is not suitable for uPVC roof windows

Control:

- **ARZ-H** operated manually from the inside with a crank (supplied in package)
- **ARZ Z-Wave** system, controlled by remote control or wall switch
- **ARZ Solar** controlled by remote control, recommended in places where there is no 230V power supply



* Remote control sold separately.

£ 131

ZRH12 Remote Control

EXTERNAL AWNING BLINDS AND SHUTTERS

dimensions [cm] size symbol	55x78 01	55x98 02	55x118 16	66x98 03	66x118 04	78x98 05	78x118 06	78x140 07	78x160 13	94x118 08	94x140 09	114x118 10	114x140 11	134x98 12	94x160 80
AMZ Komfort I awning blind	£80	£89	£91	£100	£103	£106	£106	£106	£137	£125	£125	£166	£166	£166	£158
AMZ Komfort II awning blind	£107	£122	£129	£145	£142	£140	£140	£152	£185	£180	£180	£245	£235	£240	£204
AMZ Z-Wave I (Electric) awning blind	£382	£382	£401	£401	£409	£415	£426	£436	£453	£442	£453	£464	£474	£464	-
AMZ Z-Wave II (Electric) awning blind	£412	£412	£525	£433	£442	£447	£459	£472	£489	£477	£489	£500	£512	£500	-
AMZ Z-Wave Solar I awning blind	£644	£650	£661	£661	£676	£676	£682	£692	£705	£692	£705	£708	£721	£711	£729
AMZ Z-Wave Solar II awning blind	£676	£682	£696	£696	£711	£711	£715	£728	£740	£728	£740	£744	£757	£746	£765
ARZ Z-Wave (Electric) external shutter	£455	£466	N/A	£477	£498	£490	£516	£529	-	£539	£555	£560	£578	-	£586
ARZ Solar external shutter	£684	£696	N/A	£708	£725	£725	£737	£753	-	£761	£773	£779	£799	-	£809

WHEN INSTALLING A Z-WAVE (ELECTRIC) BLIND ON A MANUAL WINDOW, A POWER SUPPLY AND REMOTE CONTROL ARE REQUIRED.
WHEN INSTALLING A Z-WAVE (ELECTRIC) BLIND ON A WIFI WINDOW, ONLY A POWER SUPPLY IS REQUIRED.
REMOTE CONTROLS ARE NOT INCLUDED WITH Z-WAVE (ELECTRIC) BLINDS AS STANDARD.

INTERNAL ACCESSORIES



venetian blinds **AJP**

- Reduction of incoming light to the room
- Control the direction and the amount of the light entering by changing the angle of the slats providing a view to the outside



Roller blind standard **ARS**

- Protection from light.
- Can position the blind in three different positions.



INTERNAL BLINDS

dimensions [cm]	55x78	55x98	55x118	66x98	66x118	78x98	78x118	78x140	78x160	94x118	94x140	114x118	114x140	134x98	94x160
size symbol	01	02	16	03	04	05	06	07	13	08	09	10	11	12	80
AJP venetian blind	£80	£81	-	£86	£91	£89	£94	£100	-	£101	£105	£110	£115	-	-
ARS I roller blinds	£52	£52	£52	£56	£56	£58	£60	£61	-	£62	£63	£72	£74	£70	-

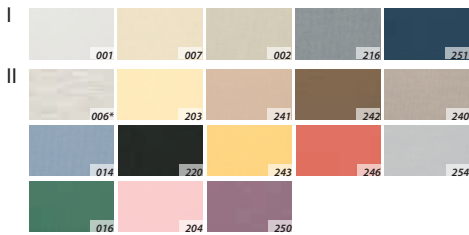


dimming roller blind **ARP**

- Protection against sunlight during sunny days
- Possibility to lock the blind in any position

Control:

- **ARP** manually operated
- **ARP NE Z-Wave** system, controlled by remote control or wall switch. AKZ connection kit is required (sold separately).
- **ARP Z-Wave Solar** controlled by remote control, recommended in places where there is no 230V power supply
- **ARP NE WiFi Tuya** can be operated by apps: Tuya Smart or Smart Life. AKZ connection kit is required (sold separately).



*colour not available in Z-Wave (Electric / Solar / WiFi) due to material thickness.



* Remote control sold separately.

£ 131

ZRH12

INTERNAL BLINDS

dimensions [cm] size symbol	55x78 01	55x98 02	55x118 16	66x98 03	66x118 04	78x98 05	78x118 06	78x140 07	78x160 13	94x118 08	94x140 09	114x118 10	114x140 11	134x98 12	94x160 80
ARP I dimming roller blinds	£77	£77	–	£92	£92	£96	£96	£96	–	£105	£105	£114	£119	–	–
ARP II dimming roller blinds	£111	£111	–	£132	£132	£137	£137	£137	–	£151	£151	£164	£176	–	–
ARP NE Z-Wave I (Electric) dimming roller blinds	£248	£251	£254	£254	£261	£261	£266	£271	–	£273	£276	£278	£285	£278	–
ARP NE Z-Wave II (Electric) dimming roller blinds	£257	£258	£262	£262	£265	£265	£270	£274	£302	£274	£284	£284	£289	£284	£346
ARP Z-Wave Solar I dimming roller blinds	£323	£328	£332	£338	£343	£346	£347	£348	£368	£353	£358	£363	£368	£371	£373
ARP Z-Wave Solar II dimming roller blinds	£340	£343	£350	£355	£360	£363	£364	£366	£385	£370	£375	£381	£385	£388	£388
ARP NE WiFi I dimming roller blinds	£329	£334	£337	£337	£347	£347	£352	£359	–	£362	£365	£369	£378	£369	–
ARP NE WiFi II dimming roller blinds	£350	£351	£354	£354	£359	£359	£362	£364	£388	£364	£373	£373	£379	£373	£419

REMOTE CONTROL SOLD SEPARATELY FOR ALL ELECTRIC AND SOLAR OPERATED BLINDS (SEE PAGE 47)




blackout blinds **ARF**

- Very good protection from sunlight
- Possibility to lock the blind in any position
- Partial protection from solar heat

Control:

- **ARF** manually operated
- **ARF NE Z-Wave** system, controlled by remote control or wall switch. AKZ connection kit is required (sold separately).
- **ARF Z-Wave Solar** controlled by remote control, recommended in places where there is no 230V power supply
- **ARF NE WiFi** can be operated by apps: Tuya Smart or Smart Life. AKZ connection kit is required (sold separately).




blackout blinds **ARF Print**

- Very good protection from sunlight
- Possibility to lock the blind in any position
- Partial protection from solar heat

Control:

- **ARF Print** manually operated



INTERNAL BLINDS


dimensions [cm] size symbol	55x78 01	55x98 02	55x118 16	66x98 03	66x118 04	78x98 05	78x118 06	78x140 07	78x160 13	94x118 08	94x140 09	114x118 10	114x140 11	134x98 12	94x160 80
ARF I blackout blinds	£83	£83	–	£99	£99	£101	£105	£109	£119	£119	£119	£121	£138	–	£138
ARF II blackout blinds	£120	£120	–	£137	£137	£141	£145	£151	£163	£163	£167	£171	£190	–	£190
ARF Print blackout blinds	£125	£125	–	£143	£143	£147	£152	£158	£170	£170	£175	£178	£199	–	–
ARF NE Z-Wave I (Electric) blackout blinds	£244	£247	£250	£250	£257	£257	£261	£265	£270	£268	£270	£274	£282	£273	£284
ARF NE Z-Wave II (Electric) blackout blinds	£252	£254	£258	£258	£262	£262	£265	£270	£282	£270	£277	£282	£285	£282	£292
ARF Z-Wave Solar I blackout blinds	£343	£346	£350	£350	£359	£359	£365	£372	£379	£375	£379	£383	£395	£382	£398
ARF Z-Wave Solar II blackout blinds	£360	£363	£368	£368	£377	£377	£383	£390	£398	£394	£398	£402	£415	£400	£417
ARF NE WiFi I blackout blinds	£317	£320	–	£325	£332	£332	£339	£345	–	£348	£351	£355	£366	–	£369
ARF NE WiFi II blackout blinds	£333	£337	–	£341	£349	£349	£355	£362	£368	£365	£368	£373	£384	£372	£387

REMOTE CONTROL SOLD SEPARATELY FOR ALL ELECTRIC AND SOLAR OPERATED BLINDS (SEE PAGE 47)




pleated blinds **APS**

- Provide a soft and diffused light into the room
- Possibility to lock the blind in any position
- Top-down system easy operation by top and bottom bar



pleated blinds **APF**

- Gradual reduction of the incoming sunlight up to completely blackout
- Possibility to lock the blind in any position
- Top-down system - easy operation by using the upper and lower beams



insect screen **AMS**

- Protection against insects
- Minimum shading of the room
- Can be installed with other internal and external accessories



PLEATED BLINDS

dimensions [cm] size symbol	55x78 01	55x98 02	55x118 16	66x98 03	66x118 04	78x98 05	78x118 06	78x140 07	78x160 13	94x118 08	94x140 09	114x118 10	114x140 11	134x98 12	94x160 80
--------------------------------	-------------	-------------	--------------	-------------	--------------	-------------	--------------	--------------	--------------	--------------	--------------	---------------	---------------	--------------	--------------

APS I pleated blinds

£84	£90	-	£95	£100	£98	£103	£111	-	£114	£121	£130	£141	-	£146
-----	-----	---	-----	------	-----	------	------	---	------	------	------	------	---	------

APS II pleated blinds

£113	£119	-	£125	£131	£128	£134	£143	-	£150	£155	£165	£178	-	-
------	------	---	------	------	------	------	------	---	------	------	------	------	---	---

APF I pleated blinds

£111	-	£133	£133	£133	£136	£138	£146	-	£156	-	£164	£184	-	-
------	---	------	------	------	------	------	------	---	------	---	------	------	---	---

APF II pleated blinds

£142	£142	-	£170	£170	£174	£177	£187	-	£200	£200	£209	£235	-	-
------	------	---	------	------	------	------	------	---	------	------	------	------	---	---

INSECT SCREENS

dimensions [cm] size symbol	55x78 01	55x98 02	55x118 16	66x98 03	66x118 04	78x98 05	78x118 06	78x140 07	78x160 13	94x118 08	94x140 09	114x118 10	114x140 11	134x98 12	94x160 80
--------------------------------	-------------	-------------	--------------	-------------	--------------	-------------	--------------	--------------	--------------	--------------	--------------	---------------	---------------	--------------	--------------

AMS 200 insect screen suitable for window reveal lengths of up to 200cm

£127	£130	£133	£133	£133	£143	£143	£143	£143	£143	£150	£150	£165	£165	£175	£150
------	------	------	------	------	------	------	------	------	------	------	------	------	------	------	------

AMS 240 insect screen suitable for window reveal lengths of up to 240cm

-	-	-	£144	£144	£155	£155	£155	£155	£155	£164	£164	£183	£183	£186	-
---	---	---	------	------	------	------	------	------	------	------	------	------	------	------	---

BESPOKE PRICE IS AVAILABLE IF FITTING THIS INSECT SCREEN TO OWN REVEAL.



WINDOW LOCK ACCESSORIES



Window lock **ZBL**

- ZBL window lock prevents accidental opening of the window. It is installed in the bottom part of the window.

ZBL £52



Wooden window restrictor **ZBB**

- Window restrictor - enabling safe sash opening in the tilt position up to 10cm

ZBB £54

ZBB not compatible with uPVC.



uPVC window restrictor **ZBB-P**

- Window restrictor - enabling safe sash opening in the tilt position up to 10cm

ZBB-P -



Handle with lock **ZBH**

- ZBH handle can be used to secure your FAKRO roof window due to its locking mechanism.

ZBH £52

MANUAL CONTROL ACCESSORIES



Telescopic pole **ZST**

- Enables the operation of windows and blinds that are beyond the users reach. It can reach up to 2.7m but an extension pole (ZSP) is available

ZST	£53
------------	------------

ZSP	£41
------------	------------



Rod **ZSZ**

- The ZSZ is a round-shaped aluminium bar for opening and closing the AMZ awning blinds installed in out-of-reach positions. The standard length of the ZSZ is 150cm.

ZSZ	£48
------------	------------

ELECTRIC BLINDS CONTROL ACCESSORIES



AKZ connection set

- The AKZ connection set enables the connection of internal Z-Wave (electric) or WiFi blinds to a manual roof window. The power supply and remote control must be purchased separately.
- The AKZ connection set in the correct version must be purchased for the electric internal accessories:
 - **Connection kit A** for FT_/FP_/FN_ windows manufactured up to 2006 and for PT_/PP_ windows.
 - **Connection set B** for windows FT_/FP_/FN_ manufactured from 2007 onwards.

AKZ A 7044	£32
-------------------	------------

AKZ A 9010	£32
-------------------	------------

AKZ B 7044	£32
-------------------	------------

AKZ B 9010	£32
-------------------	------------

The AKZ connection set enables the connection of internal electric blinds to the power supply of roof windows without a factory-fitted electric system.



ZRH12 remote control

- Designed for all FAKRO Z-Wave devices, also in the Solar version.

ZRH12	£131
--------------	-------------



ZZ60H power supply

- Hermetic power supply 15V DC is used in powering FAKRO Z-Wave devices.
- It's hermetic and to be installed outside the distribution box.

ZZ60H	£127
--------------	-------------



INSTALLATION ACCESSORIES


FAKRO installation accessories provide an enhanced connection between the roof window and the roof construction. Using the under felt collar with thermo-insulation and air-tight flashing ensures the complete protection of a fitted roof window. Accessories manufactured by FAKRO will prolong the life of the window. The installation accessories reduce the risk of thermal bridging and guarantee the proper draining of any moisture around the FAKRO window. The fast finishing around the window from inside can be made thanks to the FAKRO original linings.

The shaping and forming of the window reveals (horizontal at the top and vertical at the bottom) is an important design consideration as it allows the maximum amount of natural daylight into the room and efficient circulation of air around the window.



XDK Insulating set

- Consists of the XDP breather membrane collar and XDS airtight flashing – providing better insulation around the window.



XDP Plus Insulating set

- The set consists of a pleated, air-permeable membrane and thermo-insulating material made of natural wool.
- The insulating set has specially designed, heat-sealed pleats made on the outer edge of the side elements, allowing precise fitting of the flashing around the battens.




XDS Air-tight flashing

- Is secured internally to form air-tight barrier around the window against warm and humid air as any moisture on the surface of the insulation greatly reduces its thermal insulation properties



XLC Lining

- The internal lining is designed to ensure a secure finish around the window from the inside of the room.




XS Duet Slat

- Installed from the inside of the room.
- Made of a high quality pine in natural colour XSP on white XSW.
- Duet Slat is designed for easy and neat finishing between vertical combination windows.

INSTALLATION ACCESSORIES

dimensions [cm] size symbol	55x78 01	55x98 02	55x118 16	66x98 03	66x118 04	78x98 05	78x118 06	78x140 07	78x160 13	94x118 08	94x140 09	114x118 10	114x140 11	134x98 12	94x160 80
XDK XDP + XDS insulating set	£68	£68	£68	£68	£68	£68	£68	£74	£80	£74	£74	£74	£74	£74	£80
XDP Plus insulating collar	£42	£42	£45	£45	£46	£46	£47	£50	£51	£50	£51	£53	£54	£53	£54
XDS air-tight flashing	£42	£42	£42	£42	£42	£42	£42	£46	£49	£46	£46	£46	£46	£46	£49
XLC-F 40 & XLC-P 40 internal lining	£398	£429	£436	£436	£464	£464	£485	£512	£572	£512	£527	£527	£555	£555	£589
XLC-F 30 & XLC-P 30 internal lining	£308	£320	£326	£326	£345	£345	£364	£377	£427	£377	£395	£395	£415	£415	£446
XSP, XSW DUET SLAT designed for easy and neat finishing of the joints between vertically combined windows	£33	£33	£33	£33	£33	£40	£40	£40	£40	£43	£43	£46	£46	£49	£43



FLAT ROOF WINDOW STRUCTURE

A flat roof window frame is constructed using reinforced multi-chamber uPVC profiles. The internal surface of the frame is white (RAL 9010). The material used in the profile features high resistance against acids and has low moisture absorption. As a result, the window can be installed in every room.

Profiles are filled with insulation material, thus additionally improving the energy saving parameters of the product. The specially profiled covering material under the frame drip cap further improves the ultimate finish between the window and the roof covering.



The servo-motor in electrically opened windows is positioned in the sash and is protected against adverse weather conditions such as rain and snow.

This ensures trouble free operation of the servo-motor and all control elements.



The electrically operated windows (type C, type F, type G and type Z) have a built-in sensor that automatically activates the sash closing function when it rains.

Electric actuator situated in the window sash allows for sash maximum micro-opening up to 120mm.

SAFETY & FUNCTIONALITY



HIGH SAFETY

Flat roof windows DMF DU6 Secure, DXF DU6 Secure, DMC P4 Secure and DXC P4 Secure comply with European anti-burglary class RC2 (EN 1627). They are also characterised by the highest impact resistance (Class SB 1200 - EN 1873).

Installation of such windows in flat roofs increases operational safety and anti-burglary resistance of buildings.



AMPLE NATURAL LIGHT

The basic function of the window is to provide an abundance of natural light in buildings with flat roofs. With specially designed shapes of the sash and frame profiles, flat roof windows feature up to 16% greater

glazing area when compared with other manufacturer's windows of a similar size. With such solution interiors under a flat roof are full of daylight.



NON-STANDARD SIZES

In addition to standard sizes, type F windows can be manufactured in non-standard dimensions (in the range of 60x60cm - 120x220cm). Thermal insulation standards of buildings have been significantly increased and old skylights in flat roofs will not meet current requirements. The specification of a type F

window enables existing, often non-standard skylights to be replaced with ease. Taking advantage of such opportunity provides high flexibility when designing or renovating buildings.



ACCESSORIES AND CONTROL

Installing the right internal and external accessories enhances functionality and aesthetic appearance of windows in the roof. Use of an external awning blind protects the room from overheating, while internal

accessories provide protection from intense sunlight and enhance interior design.




SLEEK AND MODERN DESIGN

FLAT ROOF WINDOWS TYPE F



- The D_F non-domed flat roof window is characterised by exceptional thermal insulation qualities and innovative design.



- Suitable for roof pitches between 2 and 15 degrees; for pitches between 2 and 5 degrees, consider raising the mounting angle to prevent water ponding.



- Can be mounted on an additional base with a height of 15cm.



- Solar version available - powered by solar energy through the included PV panel and built-in battery.



- Secure version available.



- Available in any RAL colour.



- 10-year warranty on all roof windows.
- 2-year warranty on all electric components.



- Accessories available.

GLAZING EXPLAINED




DU6 - Triple glazed, energy-efficient.
U-Value of window 0.7




DU8 - Quadruple glazed, ultra energy-efficient
U-Value of window 0.64

DXF




- Non-opening.

DMF




- Opened manually by means of ZSD control rod 2.2m long included
- Sash tilts 30cm

DEF




- Electrically opened with wireless Z-Wave or WiFi system.
- Included in the kit: AC adaptor, rain sensor and ZRH1 remote
- Sash tilts 12cm

DEF Solar




- Electrically opened with wireless Z-Wave system.
- Powered by solar energy
- Included in the kit: rain sensor PV panel, built-in battery and ZRH1 remote
- Sash tilts 12cm

POPULAR ACCESSORIES



from £238

XRD
Installation base



from £99

XRD/A
Angled installation base



from £259

XRD/W
Stackable installation base




Get rewarded for installing this!



windows external dimensions [cm]	60x60	60x90	70x70	80x80	90x60	90x90	90x120	100x100	100x150	120x90	120x120	120x220	140x140	150x100	200x100
effective glazing area [m ²]	0,23	0,37	0,33	0,46	0,37	0,6	0,83	0,77	1,21	0,83	1,16	2,23	1,63	1,21	1,64
size symbol	01K	02K	03K	04K	31K	05K	06K	07K	10K	32K	08K	11K	09K	33K	34K

	NON-OPENING																						
	DXF DU6	DXF DU8	DMF DU6	DMF DU8	DEF DU6 Z-Wave or WiFi	DEF DU6 Solar	DEF DU8	60x60	60x90	70x70	80x80	90x60	90x90	90x120	100x100	100x150	120x90	120x120	120x220	140x140	150x100	200x100	
	Window with highly-energy efficient triple glazed unit. U-value 0.7 W/m ² K																						
	£1 181	£1 276	£1 309	£1 316	£1 384	£1 477	£1 640	£1 591	£1 965	£1 762	£1 907	£3 160	£2 460	£2 100	£3 307								
	Window with ultra energy-efficient quadruple glazed unit. U-value 0.64 W/m ² K																						
	£1 498	£1 615	£1 651	£1 669	-	£1 846	£2 046	£2 013	£2 477	-	£2 387	£6 120	£4 603	-	-								
	Window with highly-energy efficient triple glazed unit. U-value 0.7 W/m ² K																						
	£1 284	£1 388	£1 434	£1 445	-	£1 616	£1 773	£1 729	£2 148	-	£2 071	£3 300	£2 752	-	-								
	Window with ultra energy-efficient quadruple glazed unit. U-value 0.64 W/m ² K																						
	£1 607	£1 739	£1 798	£1 809	-	£2 026	£2 217	£2 158	£2 674	-	£2 616	-	-	-	-								
	Window with highly-energy efficient triple glazed unit. U-value 0.7 W/m ² K																						
	£1 623	£1 714	£1 755	£1 762	£1 769	£1 947	£2 111	£2 066	£2 582	£2 217	£2 521	£4 056	£3 188	£2 666	£4 162								
	Window with highly-energy efficient triple glazed unit. U-value 0.7 W/m ² K																						
	£1 672	£1 765	£1 808	£1 815	£1 822	£2 007	£2 174	£2 126	£2 650	£2 238	£2 559	£4 177	£3 283	£2 719	£4 322								
	Window with ultra energy-efficient quadruple glazed unit. U-value 0.64 W/m ² K																						
	£1 970	£2 065	£2 133	£2 150	£2 142	£2 317	£2 551	£2 493	£2 957	£2 650	£2 874	-	-	£3 045	-								



FLAT ROOF WINDOWS TYPE G



- Our best selling range of technologically advanced flat roof windows.



- Can be mounted on an additional base with a height of 15cm.



- Suitable for roof pitches between 2 and 15 degrees; for pitches between 2 and 5 degrees, consider raising the mounting angle to prevent water ponding.



- Please note: Sizes 140x140 & 120x220 are suitable for roof pitches between 5-15 degrees.



- Available in any RAL colour.



- 10-year warranty on all roof windows.



- 2-year warranty on all electric components.




- Accessories available.

GLAZING EXPLAINED




- **P2 - Double glazed**, toughened outer pane. U-Value of window 0.92

DXG




- Non-opening.

DMG




- Opened manually by means of ZSD control rod 2.2m long included
- Sash tilts 30cm

DEG




- Electrically opened with wireless Z-Wave or WiFi Tuya system.
- Included in the kit: AC adaptor, rain sensor and ZRH1 remote
- Sash tilts 12cm

POPULAR ACCESSORIES




from £238

XRD
Installation base



from £99

XRD/A
Angled
installation base



from £259

XRD/W
Stackable
installation base



GET IT ON
Google Play



Get rewarded
for installing
this!



Download on the
App Store

windows external dimensions [cm]	60x60	60x90	70x70	80x80	90x90	90x120	100x100	100x150	120x120	120x220	140x140
effective glazing area [m ²]	0,23	0,37	0,33	0,46	0,6	0,83	0,77	1,21	1,16	2,23	1,63
size symbol	01K	02K	03K	04K	05K	06K	07K	10K	08K	11K	09K

NON-
OPENING

DXG P2 Window with anti-burglary double glazed unit. U-value of window 0.92 W/m²K

£707 £772 £820 £822 £928 £1 070 £1 020 £1 329 £1 288 £2 351 £1 706

MANUAL

DMG P2 Window with anti-burglary double glazed unit. U-value of window 0.92 W/m²K

£893 £997 £1 024 £1 062 £1 180 £1 417 £1 312 £1 940 £1 600 £2 949 £2 335

ELECTRIC

DEG P2 Z-Wave or WiFi Window with anti-burglary double glazed unit. U-value of window 0.92 W/m²K

£1 320 £1 377 £1 526 £1 420 £1 551 £1 886 £1 829 £2 244 £2 058 £3 927 £3 091




**EFFICIENT
WATER DRAINAGE**

FLAT ROOF WINDOWS TYPE Z



● The type Z windows are built based on the design of the type G windows.



● A specially constructed glass segment with a slope on the outer surface allows drainage of water.



● The type Z flat roof window is suitable for roof pitches 0-15°.



● 10-year warranty on all roof windows.



● 2-year warranty on all electric components.




● The type Z window features a factory-fitted awning blind (AMZ/Z), which reduces solar gain, and supports the installation of additional internal accessories

GLAZING EXPLAINED




P2 - Double glazed, toughened outer pane.
U-Value of window 0.92

DXZ-A AMZ/Z




- Non-opening.
- Included in the kit: ZRH1 remote for operating the AMZ/Z awning blind.

DMZ-A AMZ/Z




- Opened manually by means of ZSD control rod 2.2m long included
- Sash tilts 30cm
- Included in the kit: ZRH1 remote for operating the AMZ/Z awning blind.

DEZ-A AMZ/Z



- Electrically opened with wireless Z-Wave system.
- Included in the kit: AC adaptor, rain sensor and ZRH12 remote
- Sash tilts 12cm

POPULAR ACCESSORIES




from £238

XRD Installation base

D_Z-A

- High quality and the standards are reflected in the exceptional aesthetics and performance of the glass segment.
- The profiles have a rounded finish and have an invisible welded connection.
- The 50mm black glazing edge, combined with glued glass technology, creates a sleek, modern look that aligns perfectly with contemporary architectural design requirements.



windows external dimensions [cm]	60x60	60x90	70x70	80x80	90x60	90x90	90x120	100x100	120x90	120x120
effective glazing area [m ²]	0,23	0,37	0,33	0,46	0,37	0,6	0,83	0,77	0,83	1,16
size symbol	01K	02K	03K	04K	31K	05K	06K	07K	32K	08K

NON-
OPENING

DXZ-A P2 AMZ/Z Window with anti-burglary double glazed unit. U-value of window 0.95 W/m²K

£1 459 £1 571 £1 626 £1 682 - £1 795 £2 020 £2 075 - £2 393

MANUAL


DMZ-A P2 AMZ/Z Window with anti-burglary double glazed unit. U-value of window 0.95 W/m²K

£1 576 £1 697 £1 758 £1 819 - £1 956 £2 182 £2 241 - £2 528

ELECTRIC

DEZ-A P2 AMZ/Z Window with anti-burglary double glazed unit. U-value of window 0.95 W/m²K

£1 890 £2 036 £2 109 £2 182 - £2 254 £2 617 £2 691 - £3 035




**PROVIDES LARGE
AMOUNT OF LIGHT**

FLAT ROOF WINDOWS TYPE C



● The type C flat roof window with a dome made of durable polycarbonate.



● Can be mounted on an additional base with a height of 15cm.



● Suitable for roof pitches between 0 and 15 degrees.



● 10-year warranty on all roof windows.



● 2-year warranty on all electric components.



● Accessories available.

GLAZING EXPLAINED




P2 - Double glazed, toughened outer pane.
U-Value of window 1.2




U8 - Quadruple glazed, ultra energy-efficient.
U-Value of window 0.72

DXC




- Non-opening.

DMC




- Opened manually by means of ZSD control rod 2.2m long included
- Sash tilts 30cm

DEC




- Electrically opened with wireless Z-Wave or WiFi Tuya system.
- Included in the kit: AC adaptor, rain sensor and ZRH1 remote
- Sash tilts 12cm

POPULAR ACCESSORIES



from £238

XRD
Installation base




from £99

XRD/A
Angled installation base




from £259

XRD/W
Stackable installation base



windows external dimensions [cm]	60x60	60x90	70x70	80x80	90x60	90x90	90x120	100x100	100x150	120x90	120x120	120x220	140x140	150x100
effective glazing area [m ²]	0,23	0,37	0,33	0,46	0,37	0,6	0,83	0,77	1,21	0,83	1,16	2,23	1,63	1,21
size symbol	01K	02K	03K	04K	31K	05K	06K	07K	10K	32K	08K	11K	09K	33K
NON-OPENING	DXC-C P2 Window with anti-burglary double glazed unit. U-value of window 1.2 W/m ² K													
	£631	£678	£727	£713	-	£820	£943	£890	£1 156	-	£1 114	£2 095	£1 556	-
MANUAL	DMC-C P2 Window with anti-burglary double glazed unit. U-value of window 1.2 W/m ² K													
	£815	£902	£930	£934	-	£1 067	£1 193	£1 156	£1 483	-	£1 437	£2 541	£1 886	-
ELECTRIC	DEC-C Z-Wave or WiFi P2 Window with anti-burglary double glazed unit. U-value of window 1.2 W/m ² K													
	£1 199	£1 245	£1 305	£1 281	-	£1 390	£1 515	£1 462	£1 728	-	£1 688	£3 194	£2 391	-
	DEC-C U8 (VSG) Window with ultra energy-efficient quadruple glazed unit. U-value of window 0.72 W/m ² K													
	£1 772	£1 854	£1 910	£1 922	-	£2 114	£2 317	£2 249	£2 659	-	£2 591	-	-	-



DXW

- Non-opening.
- Enhanced load capacity
- High resistance to break-in attempts thanks to reinforced design.
- 10-year warranty on all flat roof windows

WALK ON FLAT ROOF WINDOWS

- The frames of the flat roof windows are constructed of multi-chamber uPVC profiles filled with an insulating material. The upper part of the window comes with an innovative flat glazing unit.
- The window comes with passive, double-chamber glazing unit with a U-value of 0.50 W/m²K.
- Reduced heat loss (U_w=0.70 W/m²K).

GLAZING EXPLAINED

DW6 - Triple glazed, walk-on




windows external dimensions [cm]	60x60	60x90	70x70	80x80	90x60	90x90	90x120	100x100	120x90	120x120
effective glazing area [m ²]	0,23	0,37	0,33	0,46	0,37	0,6	0,83	0,77	0,83	1,16
size symbol	01K	02K	03K	04K	31K	05K	06K	07K	32K	08K

NON-OPENING

DXW DW6 U-value of window 0.7W/m²K


£1920	£2063	£2132	£2163	£2238	£2391	£2631	£2560	£3472	£3103
-------	-------	-------	-------	-------	-------	-------	-------	-------	-------

BLINDS AND ACCESSORIES AVAILABLE. TURN TO PAGE 71.




DRF

- Flat access roof light without a dome
- DRF goes with ZBR lock
- The type F flat access roof light is suitable for roof pitches between 2° and 15°



DRG

- Flat access roof light without a dome
- DRG goes with ZBR lock and is compatible with ZBL/D, XRD/W
- Is suitable for roof pitches between 2° and 15°



DRC

- Flat access roof light with a dome. The dome can be transparent (DRC-C) or opaque (DRC-M).
- The type C flat access roof light is suitable for roof pitches between 0° and 15°.

FLAT ROOF ACCESS

- Provide safe and convenient access to the flat roof.
- Special hinges and a functional method of operation enables the sash to be opened to 80° degrees for 90x90 & 100x100 sizes, 60° degrees for 90x120 & 120x120 sizes.
- The application of anti-slip covers on the profiles of the window allows for better installation, e.g. in green or living roofs.
- Gas springs facilitate the operation of the sash and keep it stable in the open position, thus protecting against accidental closing.
- 10-year warranty on all flat roof windows.

GLAZING EXPLAINED

DU6 - Triple glazed, highly energy-efficient.

P2 - Double glazed, toughened outer pane.

windows external dimensions [cm]	90x90	90x120	100x100	120x120
effective glazing area [m ²]	0,6	0,83	0,77	1,16
size symbol	05K	06K	07K	08K

DRF DU6 U-value of window 0.74 W/m²K


£1 891 £2 094 £2 031 £2 462

DRC-C P2, DRC-M P2 U-value of window 0.93 W/m²K

£1 322 £1 525 £1 438 £1 783

DRG P2 U-value of window 1.0 W/m²K

£1 522 £1 609 £1 587 £1 881



DSF

- Smoke ventilation flat roof window with 4 actuators to raise the sash

SMOKE VENTILATION FLAT ROOF WINDOWS

- DSF, DSC smoke ventilation flat roof windows are used for extraction of smoke and heat emitted in a building during a fire. This is a perfect solution for stairwells where under normal operating conditions this window serves the purpose of room ventilation and lighting.
- FAKRO smoke ventilation windows combine the standard function of a roof window with that of automatic smoke evacuation in a single product.
- Suitable for roof pitches between 0 and 15 degrees. For non-flat roofs, an upstand must be built to ensure the window sits level during installation.
- 10-year warranty on all roof windows.
- 2-year warranty on all electric components.
- Water-ponding can occur on DSF.

GLAZING EXPLAINED

DU6 - Triple glazed, highly energy-efficient.

P2 - Double glazed, toughened outer pane.

windows external dimensions [cm]	105x105	120x120
effective glazing area [m ²]	0,77	1,16
size symbol	12K	08K

DSF DU6 U-value of window 0.79 W/m²K

£7 395 £7 684


windows external dimensions [cm]	100x100	120x120
effective glazing area [m ²]	0,77	1,16
size symbol	07K	08K

DSC-C2 P2 U-value of window 1.0 W/m²K

£4 921 £5 425

DSC-C4 P2 U-value of window 1.0 W/m²K

£5 982 £6 582



DSC

- Smoke ventilation flat roof window with a dome made of durable polycarbonate. The window is offered in two versions:
 - DSC-C2 P2 with 2 actuators to raise the sash
 - DSC-C4 P2 with 4 actuators to raise the sash



Comes supplied as a kit with all electrics and flashings included.

- DEF AK029 consists of the following:
 - VRS10FAK (Rain Sensor)
 - DEF AK021 (Smoke Vent Break Glass RT45)
 - DEF AK022 (Smoke Detector)



DRL

FLAT ROOF ACCESS DOOR

- The DRL roof access door is an innovative product, providing safe and comfortable access to the flat roof. Its structural durability and range of sizes provide the perfect combination with a loft ladder.
- Insulated sash equipped with a rubber seal ensures perfect thermal insulation performance.
- The sash can be opened up to 60°. Gas springs facilitate opening and closing and the sash can be left in open position.



LML

- Sizes of the roof access door are adjusted according to the size of LML loft ladder (LML loft ladder is available separately - see Loft Ladder catalogue).

windows external dimensions [cm]	60x120	70x120	70x130	70x140	86x130	92x130


DRL + LML 280 LOFT LADDER U-value of door 0.67 W/m²K

£2 192 £2 265 £2 336 £2 409 £2 833 £2 920

DRL + LML 305 LOFT LADDER U-value of door 0.67 W/m²K

- - £2 393 £2 461 £2 925 £2 995

PRICE INCLUDES ACCESS DOOR AND LOFT LADDER.



XRD Installation base

- The XRD installation base is designed for flat roof windows type C, G, F and type Z. It allows you to raise the window above the flat roof by an additional 15cm
- Reduces the time it takes to install a window on a flat roof with an upstand which can raise a window up if required (e.g. green or gravel roofs)
- The profile of the XRD installation base is made of recycled material (grey colour) and is eco-friendly.
- The profile is filled with insulation material (polystyrene) to ensure a high standard of insulation

dimensions [cm] size symbol	60x60 01K	60x90 02K	70x70 03K	80x80 04K	90x60 31K	90x90 05K	90x120 06K	100x100 07K	100x150 10K	120x90 32K	120x120 08K	120x220 11K	140x140 09K
--------------------------------	--------------	--------------	--------------	--------------	--------------	--------------	---------------	----------------	----------------	---------------	----------------	----------------	----------------

XRD An installation base designed for flat roof windows type F, G, C and Z.


£238	£251	£264	£264	–	£279	£307	£305	£343	–	£336	£403	£389
------	------	------	------	---	------	------	------	------	---	------	------	------

XRD/W An installation base designed for flat roof windows type F, G, C and Z. This base can be stacked up to 3 times.

£259	£271	£287	£287	–	£304	£335	£330	£373	–	£368	£436	£425
------	------	------	------	---	------	------	------	------	---	------	------	------

XRD/A An angled installation base lifting the window by 3 degrees.

£99	£111	£112	£112	–	£119	£150	£153	£191	–	£166	£253	£198
-----	------	------	------	---	------	------	------	------	---	------	------	------



ZRD Rain Sensor

ZRD	£106
-----	------




ZBR Additional Lock

ZBR	£61
-----	-----



ZBL/D Lock

ZBL/D	£58
-------	-----



Awning blind AMZ/F Solar

- For type F and G roof windows
 - Comfortable, automatic operation of the blind, with an intelligent system that adjusts the awning according to the level of sunlight. Photovoltaic panels act as a sensor and react to solar radiation.
 - High sunlight levels trigger the awning blind to unroll automatically. In cloudy weather, the awning blind rolls back up automatically without any user intervention
 - Powered by a solar battery pack.
- Control:**
- Automatic operation or remote control (remote control is not included)

Awning blind AMZ/CZ-Wave

- For type C roof windows
 - Opened with wireless Z-Wave system
 - Innovative profile system enables installation of the awning blind under the window's dome
 - Powered from the mains.
- Control:**
- Remote control or wall switch

Blackout blinds ARF/D

- Very good protection from sunlight
- The possibility of darkening the room
- Possibility to lock the blind in any position
- Partial protection from solar heat

Full range of colours available on page 50.

Any colour outside of the standard 3 shown above are price on application.

dimensions [cm] size symbol	60x60 01K	60x90 02K	70x70 03K	80x80 04K	90x60 31K	90x90 05K	90x120 06K	100x100 07K	100x150 10K	120x90 32K	120x120 08K	120x220 11K	140x140 09K
--------------------------------	--------------	--------------	--------------	--------------	--------------	--------------	---------------	----------------	----------------	---------------	----------------	----------------	----------------

AMZ/F Solar I

£662	£662	£684	£684	-	£701	£712	£701	£852	-	£730	£1 082	£918
------	------	------	------	---	------	------	------	------	---	------	--------	------

AMZ/F Solar II

£701	£701	£725	£725	-	£747	£758	£747	£913	-	£776	£1 154	£978
------	------	------	------	---	------	------	------	------	---	------	--------	------

dimensions [cm] size symbol	60x60 01K	60x90 02K	70x70 03K	80x80 04K	90x60 31K	90x90 05K	90x120 06K	100x100 07K	100x150 10K	120x90 32K	120x120 08K	120x220 11K	140x140 09K
--------------------------------	--------------	--------------	--------------	--------------	--------------	--------------	---------------	----------------	----------------	---------------	----------------	----------------	----------------

ARF/D I

£84	£84	£91	£96	-	£102	£112	£112	-	-	£115	-	£137
-----	-----	-----	-----	---	------	------	------	---	---	------	---	------

ARF/D II

£96	£96	£101	£112	-	£119	£129	£129	-	-	£132	-	£156
-----	-----	------	------	---	------	------	------	---	---	------	---	------

ARF/D Z-Wave I

£310	£310	£316	£318	-	£328	£332	£332	£376	-	£360	-	-
------	------	------	------	---	------	------	------	------	---	------	---	---

ARF/D Z-Wave II

£317	£317	£323	£328	-	£334	£342	£342	£383	-	£367	-	-
------	------	------	------	---	------	------	------	------	---	------	---	---

ARF/D Solar I

£323	£323	£334	£337	-	£346	£348	£348	£399	-	£376	£423	£407
------	------	------	------	---	------	------	------	------	---	------	------	------

ARF/D Solar II

£329	£329	£342	£344	-	£353	£355	£355	£407	-	£383	£434	£424
------	------	------	------	---	------	------	------	------	---	------	------	------

REMOTE CONTROL SOLD SEPARATELY FOR ALL ELECTRIC AND SOLAR OPERATED BLINDS.



PITCHED ROOF LIGHT TUNNELS

- The light tunnel enables illumination of all rooms in the building, even those which cannot be fitted with roof windows or vertical windows.
- Using light tunnels in rooms devoid of daylight lets natural light inside for better illumination. In other rooms, the light tunnel can constitute an additional light source, enhancing the user's comfort and saving energy.
- Suitable for roof pitches between 15-60 degrees

light tunnel diameter [cm]	35	55*
tube length [cm]	210	210

WITH A FLEXIBLE TUBE

SFS for flat roof coverings up to 5mm

£345 £485

SFZ for corrugated roof coverings up to 45mm

£345 £485

SFH for high profile roof coverings up to 120 mm

£345 £485

SFL for slate roof coverings up to 5mm

£345 £485

WITH A RIGID TUBE

SRS for flat roof coverings up to 5mm

£502 £725

SRZ for corrugated roof coverings up to 45mm

£502 £725

SRH for high profile roof coverings up to 120 mm

£502 £725

SRL for slate roof coverings up to 5mm

£502 £725

FLEXIBLE EXTENSION KITS

light tunnel diameter [cm]	35	55
----------------------------	----	----

SLM 30 tube extension kit, length 30cm

£78 £88

SLM 60 tube extension kit, length 60cm

£92 £104

SLM 90 tube extension kit, length 90cm

£103 £121

SLM 120 tube extension kit, length 120cm


£95 £132

SLM 210 tube extension kit, length 210cm

£158 £197

Thermal insulation, heat transfer coefficient W/(m²K):
 - light tunnels with a diameter of 350mm ≤2.0
 - light tunnels with a diameter of 550mm ≤1.9


For the SR_550 and SR_-L 550 light tunnel, the SRK elbow is not included and must be purchased separately.



SF_

LIGHT TUNNELS WITH FLEXIBLE TUBE

- Equipped with integrated flashing. Three types of flashings are available: for flat, corrugated and high profile roof coverings.



SR_

LIGHT TUNNELS WITH RIGID TUBE

- Equipped with integrated flashing. Three types of flashings are available: for flat, corrugated and high profile roof coverings.

RIGID EXTENSION KITS

light tunnel diameter [cm]	35	55
----------------------------	----	----

SRM tube extension kit, length 61cm

£106 £140

SRK changes the angle of the light transmitting tube in the range of 0-45°.


£143 £279

LIGHT KIT

light tunnel diameter [cm]	35	55
----------------------------	----	----

SLO light kit

£64 £67



FLAT ROOF LIGHT TUNNELS

- Flat roof light tunnels make it possible to illuminate all rooms under flat roofs with natural light.
- A great addition due to its design, like the type C flat roof window, they have a dome that ensures high durability and airtightness.
- The base of the light tunnel is filled on the inside with insulation material to ensure the excellent thermal insulation.
- Installation of light tunnels allows daylight to rooms under flat roofs.
- Light tunnels are suitable for roofs with pitches between 0-15°

light tunnel diameter [cm]	35	55
tube length [cm]	210	210

SFF flexible transmitting tube
£499 **£838**

light tunnel diameter [cm]	35	55
tube length [cm]	61	61

SRF rigid transmitting tube
£620 **£964**

FLEXIBLE EXTENSION KITS

light tunnel diameter [cm]	35	55
----------------------------	----	----


SLM 30 tube extension kit, length 30cm
£78 **£88**

SLM 60 tube extension kit, length 60cm
£92 **£104**

SLM 90 tube extension kit, length 90cm
£103 **£121**

SLM 120 tube extension kit, length 120cm
£95 **£132**


SLM 210 tube extension kit, length 210cm
£158 **£197**



SFF

LIGHT TUNNELS WITH FLEXIBLE TUBE

- A skylight with a flexible light-transmitting tube that allows you to bypass potential structural obstacles. The length of the tube is 210 cm.



SRF

LIGHT TUNNELS WITH RIGID TUBE

- The light tunnel with the rigid light transmitting tube with a length of 61cm.
- The tube can be extended using a special SRM extension kit.

RIGID EXTENSION KITS

light tunnel diameter [cm]	35	55
----------------------------	----	----

SRM tube extension kit, length 61cm
£106 **£140**

SRK changes the angle of the light transmitting tube in the range of 0-45°.
£143 **£279**

LIGHT KIT

light tunnel diameter [cm]	35	55
----------------------------	----	----


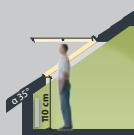



SLO light kit
£64 **£67**

Thermal insulation, heat transfer coefficient W/(m²K):
 - light tunnels with a diameter of 350mm ≤2.0
 - light tunnels with a diameter of 550mm ≤1.9





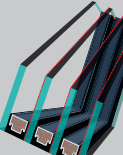

ROOF WINDOW PERFORMANCE AT A GLANCE

Centre pivot roof windows are still the most popular design, with a wide variety of options including highly energy-efficient windows suited to airtight construction, burglar-resistant windows (particularly suited to low pitch roofs and multi-occupancy buildings). All can be rotated through 180° to clean the outer pane from within the room. A choice of natural pine, white acrylic, white PU-coated pine and uPVC is available.

STANDARD ROOF WINDOWS

type	CENTRE PIVOT								TOP HUNG AND PIVOT WINDOWS			
												
material	wood		uPVC		wood		wood		wood		uPVC	
natural pine	FTP-V P2	FTP-V P5	—	—	FTP-V P2 Z-wave, Solar, WiFi	FTP-V P5 Z-wave, Solar, WiFi	FTT U8 Thermo	FTT U6	FPP-V P2 preSelectMAX	FPP-V P5 preSelectMAX	-	-
white acrylic	FTW-V P2	FTW-V P5	—	—	FTW-V P2 Z-wave, Solar, WiFi	FTW-V P5 Z-wave, Solar, WiFi	FTT/W U8 Thermo	FTT/W U6	FPW-V P2 preSelectMAX	FPW-V P5 preSelectMAX	-	-
white polyurethane	FTU-V P2	FTU-V P5	—	—	FTU-V P2 Z-wave, Solar, WiFi	FTU-V P5 Z-wave, Solar, WiFi	FTT/U U8 Thermo	FTT/U U6	FPU-V P2 preSelectMAX	FPU-V P5 preSelectMAX	-	-
uPVC	—	—	PTP-V P2	PTP-V P5	—	—	—	—	—	—	PPP-V P2 preSelectMAX	PPP-V P5 preSelectMAX
conservation version:	+	+	+	+	+	+	+	+	+	+	+	+
air inlet			V35				non-vented				V35	
air inlet air flow	up to 49 m³/h		up to 41 m³/h		up to 49 m³/h		-		up to 49 m³/h		up to 41 m³/h	
glazing	double	triple	double	triple	double	triple	quadruple	triple	double	triple	double	triple
Ug (EN 673)	1,0 W/m²K	0,5 W/m²K	1,0 W/m²K	0,5 W/m²K	1,0 W/m²K	0,5 W/m²K	0,3 W/m²K	0,5 W/m²K	1,0 W/m²K	0,5 W/m²K	1,0 W/m²K	0,5 W/m²K
Uw	1,3 W/m²K	0,97 W/m²K	1,3 W/m²K	1,0 W/m²K	1,3 W/m²K	0,97 W/m²K	0,58 W/m²K	0,80 W/m²K	1,3 W/m²K	0,97 W/m²K	1,3 W/m²K	1,0 W/m²K
topSafe system	+		+		+		+		+		+	
acoustic insulation	35 dB	35 dB	33 dB	36 dB	35 dB	35 dB	36 dB	38 dB	35 dB	35 dB	33 dB	36 dB
handle	elegant		elegant white		elegant		elegant		elegant		elegant white	
seals	4		4		4		5		4		4	
installation pitch	15-90°		15-90°		15-90°		15-70°		15-55°		15-55°	

GLAZING UNIT

						
GLAZING UNIT	U3	P2	P5	U6	U8	R1
GLAZING STRUCTURE	4H-16-4T	4H-15-33.2T	4HS-10-4HT-8-33.2T	6H-18-4HT-18-33.2T	4H-12-4HT-12-4HT-12-4HT	6H-12-33.2SIT
TECHNICAL SPECIFICATION	ENERGY SAVING	ANTI BURGLARY	SAFE	HIGHLY ENERGY EFFICIENT	PASSIVE GLAZING	SOUND REDUCING
GLAZING	DOUBLE	DOUBLE	TRIPLE	TRIPLE	QUADRUPLE	DOUBLE
INNER LAMINATED GLASS		(CLASS P2A)	(CLASS P2A)	(CLASS P2A)		(CLASS P2A)

Top-hung and centre-pivot dual-function roof windows provide total flexibility of use. When open, the top-hung function offers an unrestricted field of view at a lower height than a centre-pivot window, while the centre-pivot function allows the sash to be rotated through 180°, enabling the outer pane to be cleaned safely from inside the room.

A choice of natural pine, white PU-coated pine, or uPVC finishes is available.

High-pivot roof windows function in the same way as centre-pivot windows, but with the axis of rotation positioned slightly higher in the frame. This allows even taller people to walk comfortably up to the open window. The design also enables a greater glazing height to be achieved without increasing the window's width.

There is also the option of a twin-sash window in a single frame (the FDY-V proSky Duet), allowing heights of up to 2.35 metres.

The Balcony window is the ultimate, modern twin sash window. With the top sash opening as a top hung window, the bottom sash with laminated internal glazing opens from the bottom to reveal built-in balustrades.

L-shaped windows provide scope to take any of FAKRO's standard roof windows into a vertical wall. This gives a much extended field of view and a bigger glazing area which maximises the use of natural daylight.

HIGH PIVOT		BALCONY		L-SHAPED		SMOKE VENTILATION WINDOW		SIDE HUNG					
wood		wood		wood		wood		wood		uPVC			
FYP-V P2 proSky	FYP-V P5 proSky	FDY-V P2 Duet proSky	FGH-V P2 Galeria	FGH-V P5 Galeria	BD_P2, BVP P2, BXP P2	BD_P5, BVP P5, BXP P5	FSR P2	FSR P5	FWP P2	FWP P5	—	—	
FYW-V P2 proSky	FYW-V P5 proSky		FGH-V/W P2 Galeria	FGH-V/W P5 Galeria	BD_W P2, BVW P2, BXW P2	BD_W P5, BVW P5, BXW P5	FSR/W P2	FSR/W P5	FWW P2	FWW P5	—	—	
FYU-V P2 proSky	FYU-V P5 proSky	FDY-V/U P2 Duet proSky	FGH-V/U P2 Galeria	FGH-V/U P5 Galeria	BD_U P2, BVU P2, BXU P2	BD_U P5, BVU P5, BXU P5	FSR/U P2	FSR/U P5	FWU P2	FWU P5	—	—	
—	—	—	—	—	+	+	—	—	—	—	PWP P2	PWP P5	
+	+	+	—	—	—	—	—	—	+	+	+	+	
VAOP		VAOP		VAOP		—		—		—		—	
up to 49 m³/h		up to 49 m³/h		up to 49 m³/h		—		—		—		—	
double	triple	double	double	triple	double	triple	double	triple	double	triple	double	triple	
1,0 W/m²K	0,5 W/m²K	1.0 W/m²K	1.1 W/m²K	0.5 W/m²K	1.1 W/m²K	0.5 W/m²K	1.1 W/m²K	0.5 W/m²K	1.0 W/m²K	0.5 W/m²K	1.0 W/m²K	0.5 W/m²K	
1,3 W/m²K	0,97 W/m²K	1.3 W/m²K	1.5 W/m²K	1.1 W/m²K	1.3 W/m²K	0.88 W/m²K	—	—	1.3 W/m²K	1.1 W/m²K	1.3 W/m²K	1.1 W/m²K	
+	+	+	+	+	—	—	—	—	—	—	—	—	
35 dB	33 dB	35 dB	35 dB	34 dB	37 dB	38 dB	—	—	35 dB	—	—	—	
elegant	elegant	elegant	elegant	elegant	elegant	elegant	—	—	standard	standard	standard	standard	
4	4	4	4	4	2	2	2	2	4	4	4	4	
20-65°	25-65°	35-55°	35-55°	40-55°	90°	90°	15-90°	15-90°	15-55°	15-55°	15-55°	15-55°	











FLAT ROOF WINDOW PERFORMANCE AT A GLANCE

Flat roof windows - The special structure of FAKRO flat roof windows provides excellent thermal insulation. The FAKRO product range includes flat roof windows with or without domes (type **F**, type **G**, type **Z** and type **C**) and walkable window **DXW**.

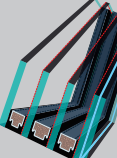

Smoke and heat exhaust ventilation flat roof windows DSF, DSC smoke ventilation flat roof windows are used for extraction of smoke and heat emitted in a building during a fire.

Flat roof access windows: Insulated **DRF, DRC** access roof lights are yet another one of FAKRO's innovative products. The range is expanding and creating solutions which provide safe and convenient access to the roof.

STANDARD FLAT ROOF WINDOWS

FLAT ROOF WINDOWS									
DXF	DMF	DEF***	DXG	DMG	DEG***	DXZ AMZ/Z NEW	DMZ AMZ/Z NEW	DEZ AMZ/Z*** NEW	DXW
									
<ul style="list-style-type: none"> Type F flat roof window. Suitable for pitches from 2-15°. The frame constructed of multi-chamber uPVC profiles filled with insulation material. Can be mounted on an additional XRD base with a height of 15cm. 			<ul style="list-style-type: none"> Suitable for pitches from 2-15°**. Covered with a special glass section which consists of toughened glass featuring a thickness of 4mm or 6mm. Window is factory equipped with glass section. Specially prepared aluminium black profile. The frame constructed of multi-chamber uPVC profiles filled with insulation material. Can be mounted on an additional XRD base with a height of 15cm. 			<ul style="list-style-type: none"> Suitable for pitches from 0-15°. A new line of the D_Z windows offer the widest range of applications, complementing the FAKRO flat roof window range. The new line comes in two versions: <ul style="list-style-type: none"> - D_Z-A, high quality and very good parameters combined with modern aesthetics, All D_Z windows are factory fitted AMZ/Z-Wave awning blind in 308 colour. 			<ul style="list-style-type: none"> Suitable for pitches from 0-15°. Can be installed completely flush within the roofline. Special design ensures safe walk across the window surface.

GLAZING UNIT

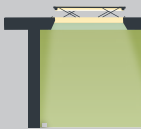











					
GLAZING UNIT	P2	U8(VSG)	DU6	DU8	DW6
GLAZING STRUCTURE	4-14-33.2	4-10-4-12-4-12-33.2	6-18-4-18-44.2 / 6-16-4-18-55.2*	6-10-4-10-4-12-44.2	888.44-16-4-18-66.2
TECHNICAL SPECIFICATION	ANTI BURGLARY	PASSIVE GLAZING	HIGHLY ENERGY EFFICIENT	PASSIVE GLAZING	WALKABLE
GLAZING	DOUBLE	QUADRUPLE	TRIPLE	QUADRUPLE	TRIPLE
INNER LAMINATED GLASS	(CLASS P2A)	(CLASS P2A)	(CLASS P2A)	(CLASS P2A)	(CLASS P2A)

* THE STRUCTURE OF THE GLAZING UNIT FOR SIZE 120x120 AND LARGER

** MINIMUM ROOF PITCH OF 5 DEGREES ON THE G-RANGE IN SIZES 140X140 AND 120X 220 SUITS A ROOF PITCH OF 5-15

*** DOES NOT INCLUDE REMOTE CONTROL

Escape - the **DRL** roof access door is an innovative product providing safe and comfortable access to the flat roof. Its structural durability and range of sizes provide the perfect combination with a loft ladder.

			SMOKE AND HEAT EXHAUST VENTILATION FLAT ROOF WINDOWS		FLAT ROOF ACCESS WINDOWS			ESCAPE		
										
DXC	DMC	DEC***	DSF	DSC	DRF	DRC	DRG	DRL		
										
<ul style="list-style-type: none"> • Suitable for pitches from 0-15°. • Dome made of durable polycarbonate in a transparent version. • Can be mounted on an additional XRD base with a height of 15cm. 			<ul style="list-style-type: none"> • Suitable for roof pitches between 0° and 15°. When installing, windows must be level. • The frame constructed of multi-chamber uPVC profiles filled with insulation material. • The sash raises easily to a height of 23cm when used for everyday ventilation. • In the event of fire the sash raises to 50cm. 		<ul style="list-style-type: none"> • Suitable for pitches from 2-15°. • Easy and convenient operation thanks to gas springs. • Sash opened to 80° (90x120 and 120x120 opened to 60°) • Can be mounted on an additional XRD/W base with a height of 15cm (e.g. for installation in green roofs). 			<ul style="list-style-type: none"> • Suitable for pitches from 0-15°. 	<ul style="list-style-type: none"> • Suitable for pitches from 2-15°. 	<ul style="list-style-type: none"> • Suitable for pitches from 0-5°. • Designed to be installed together with FAKRO loft ladders LML type (comprehensive solution providing convenient access to the flat roof). • Easy and convenient operation thanks to gas springs. • Sash opened to 60°.

NEW








LOFT LADDERS

FOLDING LOFT LADDERS enable safe and easy access to loft spaces without the need for costly and space-consuming staircases. FAKRO ladders satisfy all technical and safety requirements whilst maximising ease of use and comfort.

FAKRO offers a choice of wood and metal loft ladders to satisfy the needs of each individual customer and home. All FAKRO folding ladders offer a high degree of thermal efficiency.

All loft ladders compliant with EN 14975.




LOFT LADDER TYPE	LWK Komfort	LTK Energy	LWT Passive House	LMF 120	LST
	 U=1.1 W/m ² K	 U=0.68 W/m ² K	 U=0.51 W/m ² K	 EN13501-2 EI, 120 U=0.79 W/m ² K	 U=1.1 W/m ² K
Room height [cm]	280, 305			280, 305	250-280
Box	pinewood			metal	pinewood
Hatch	thermo-insulating	extra thermo-insulating	extra thermo-insulating	fire-resistant	thermo-insulating
Hatch colour	white	white	white	white	white
Ladder	pinewood			metal	metal
Treads	non-slip treads set flush with ladder strings			metal, anti-slip	metal, anti-slip
Thermal insulation thickness	3 cm	6 cm	7.9 cm	8cm	3 cm
Hatch thickness	3.6 cm	6.6 cm	8 cm	8.2 cm	3.6 cm
Maximum loading	160 kg	160 kg	160 kg	200 kg	200 kg

*MANUFACTURER'S INTERNAL RESEARCH.



L-SHAPED COMBINATION DOORS

In addition to having a wide range of loft ladders FAKRO also manufacture combination loft doors for installation in walls. These are used to provide access to unused space behind a wall or under stairs. Three models are available, the first and most basic model, the **DWK** insulating door having a 3.6cm thick sash. For added thermal efficiency and airtightness the **DWT** provides a U-value of 0.6 and offers Class 4: EN 12207 performance. Where fire resistance is required, the **DWF** offers double-sided protection (fire classification EI₁₄₅ EN 13501-2), as well as exceptional airtightness and thermal insulation.

DOOR TYPE	DWK	DWT	DWF
	 U=1.1 W/m ² K	 U=0.6 W/m ² K 4 CLASS EN12207	 U=0.64 W/m ² K 4 CLASS EN12207 EN13501-2 EI, 45
	INSULATED	HIGHLY ENERGY EFFICIENT	FIRE-RESISTANT
Sash structure	Frame made of pinewood clad on both sides with HDF board and filled inside with insulation material		
Sash colour	white		
Opening	right or left side		
Closing	universal handle with a lock		
Finishing trims	3.5 cm wide wooden in a natural colour		
Thermal insulation thickness	3 cm	6 cm	
Sash thickness	3.6 cm	6.6 cm	



WINDOW SIZE GUIDE

Simply check the height and width dimensions for your chosen window, and see the choice of products available based on the P2 glazing unit.

HEIGHT in cm	WIDTH in cm					
	55	66	78	94	114	134
60			FNP *	FNP *	FNP *	FNP *
78	FTP-V PTP	FWR FWL FTP-V PTP-V PTP	FNP/D* FTP-V PTP-V PTP	FNP/D* FTP-V PTP-V PTP	FNP/D* FTP-V PTP-V PTP	FNP/D* FTP-V PTP-V PTP
98	FTP-V FPP-V PTP PPP-V	FTP-V FPP-V PTP PPP-V FWR FWL	FTP-V FPP-V PTP PPP-V FWR FWL	FWL	FTP-V PTP-V PTP	FTP-V FPP-V
118	FTP-V FPP-V PTP PPP-V	FTP-V FPP-V PTP PPP-V FWR FWL	FTP-V FPP-V PTP PPP-V FWR FWL	FTP-V FPP-V PTP PPP-V FWR FWL	FTP-V PTP-V PTP ESP FWR FWL	FTP-V PTP-V PTP
140	FTP-V FPP-V PTP PPP-V	FTP-V FPP-V PTP PPP-V	FTP-V FPP-V PTP PPP-V FYP-V FHP FWR FWL	FTP-V FPP-V PTP PPP-V FYP-V FHP FWR FWL	FTP-V FPP-V PPP-V FSP	
160			FYP-V FTP-V PTP-V PTP FPP-V	FYP-V FTP-V PTP-V** PTP**		
180			FYP-V	FYP-V		
186			FDY-V	FDY-V		
206			FDY-V FYP-V	FDY-V FYP-V		
235			FDY-V ***	FDY-V ***		
255			FDY-V ***	FDY-V *** FGH-V P2		

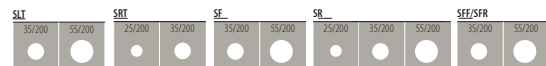
HEIGHT in cm	WIDTH in cm			WIDTH in cm	
	78	94	114	46	54
60	BDL BDR BXP	BXP	BXP	WGT	
75	BDL BDR BXP	BDL BDR BXP		WGT/C	
95	BDL BDR	BDL BDR	BDL BDR	WGT WGI	
98					WLI/C

Flat Roof Windows

HEIGHT in cm	WIDTH in cm					
	55	66	78	94	114	134
78	EFW					
98	EFW	EFW	EFW			EFW
118		EFW	EFW	EFW	EFW	
140			EFW	EFW	EFW	

FAKRO Light Tunnels

FAKRO Light Tunnels are available with either flexible or rigid ducting. Either product may also be purchased with an abutment accessory for fitting on flat roofs.



Conservation Roof Windows

FAKRO supplies the widest range of products and sizes in conservation style. See each section in the price list for full details.



NOTE: THE SIZES NOT STATED IN THE PRICE LIST AVAILABLE TO INDIVIDUAL ORDERS. PRICES ON REQUEST.

*** AVAILABLE TO INDIVIDUAL ORDERS. PRICES ON REQUEST



FAKRO[®]

Fakro GB Ltd
Fakro House
Astron Business Park
Hearthcote Road
Swadlincote DE11 9DW
telephone : 01283 554755
www.fakro.co.uk e-mail: sales@fakrogb.com

FAKRO RESERVES THE RIGHT TO CHANGE SPECIFICATIONS AND TECHNICAL PARAMETERS OF PRODUCTS WITHOUT PRIOR NOTICE.